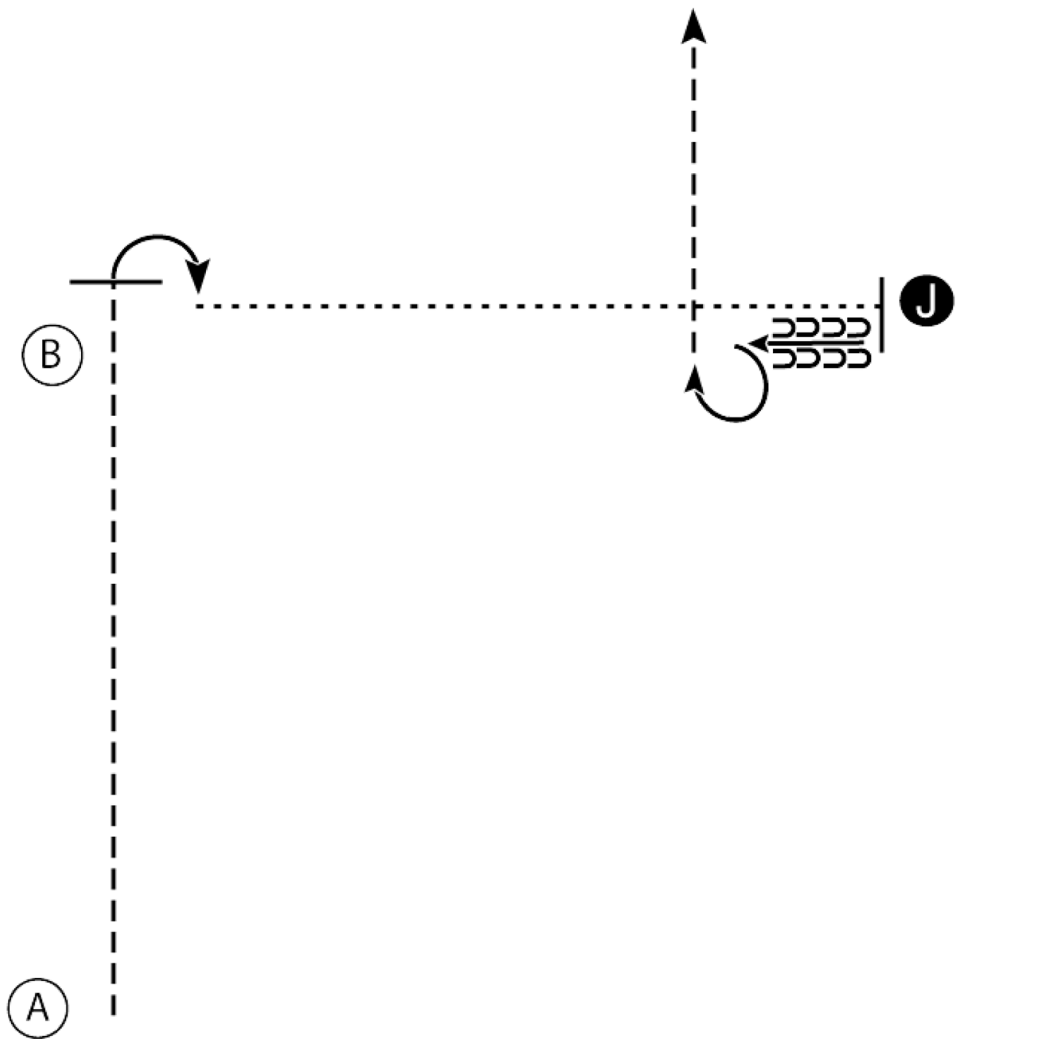


The Mane Event

Showmanship (14-18, Amateur, Open)

Show Date: 02-07-2026



1. Begin at A. Trot from A past B
2. Stop and perform a 90 degree turn
3. Walk to the Judge, stop and set up for inspection
4. When dismissed back one horse length and perform a 270 degree turn
5. Trot to the line-up

Walk
Trot - - - - -
Back ←————→
Marker (B)
Judge J

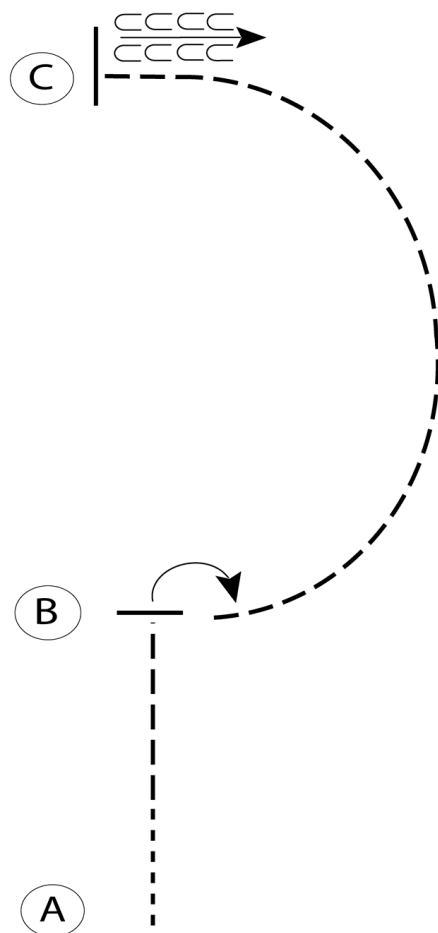
[S/WT-3]

Pattern Provided by:
The Mane Event

The Mane Event

Horsemanship (All Walk/Trot)

Show Date: 02-07-2026



1. Be ready at A
2. Walk four steps from A.
3. Jog to B and stop.
4. Perform a 90 degree turn to the right on the hindquarters.
5. Jog a half circle to C.
6. At C stop and back four steps.

Walk	-----
Jog	- - - - -
Extended Jog	- - - - -
Lope	=====
Leg Yield	
Lead Change	— / —
Back	← ← ← ← ←
Marker	ⓑ
Sidepass	← — — — — →

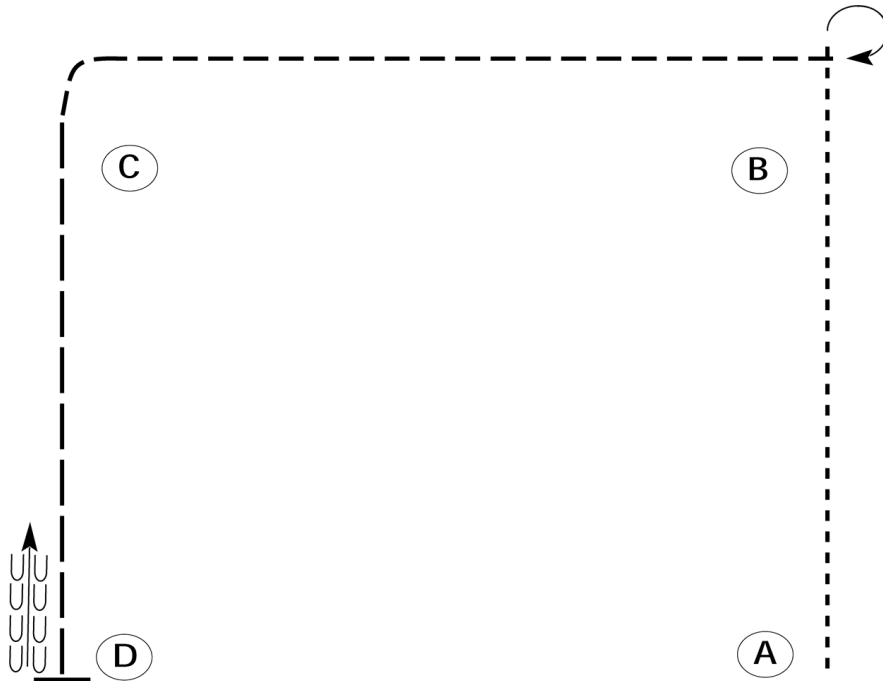
[WH/WT-16]

Pattern Provided by:
The Mane Event

The Mane Event

Ranchmanship (All Walk/Trot)

Show Date: 02-07-2026



Be ready at A.

1. Walk from A to B.
2. Stop past B and execute a 270 degree turn to the right.
3. Jog from B around C.
4. Extend the jog from C to D.
5. Stop at D and back one horse length.

Please exit at a jog.

Walk -----

Jog - - - - -

Extended Jog - - - - -

Lope _____

Leg Yield |||||

Lead Change /

Back ←

Marker (B)

Sidepass ←

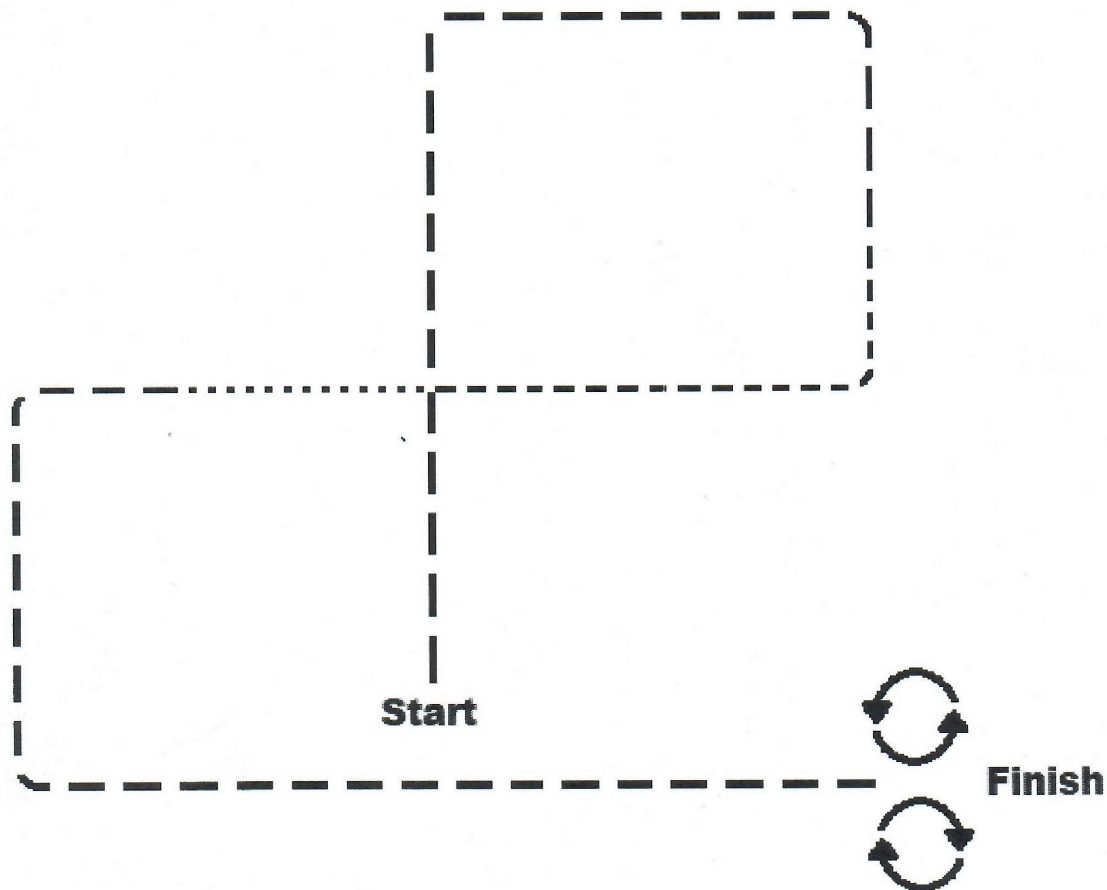
[WH/WT-23]

Pattern Provided by:
The Mane Event

The Mane Event

2/7/26

Ranch Riding (All Walk/Trot)

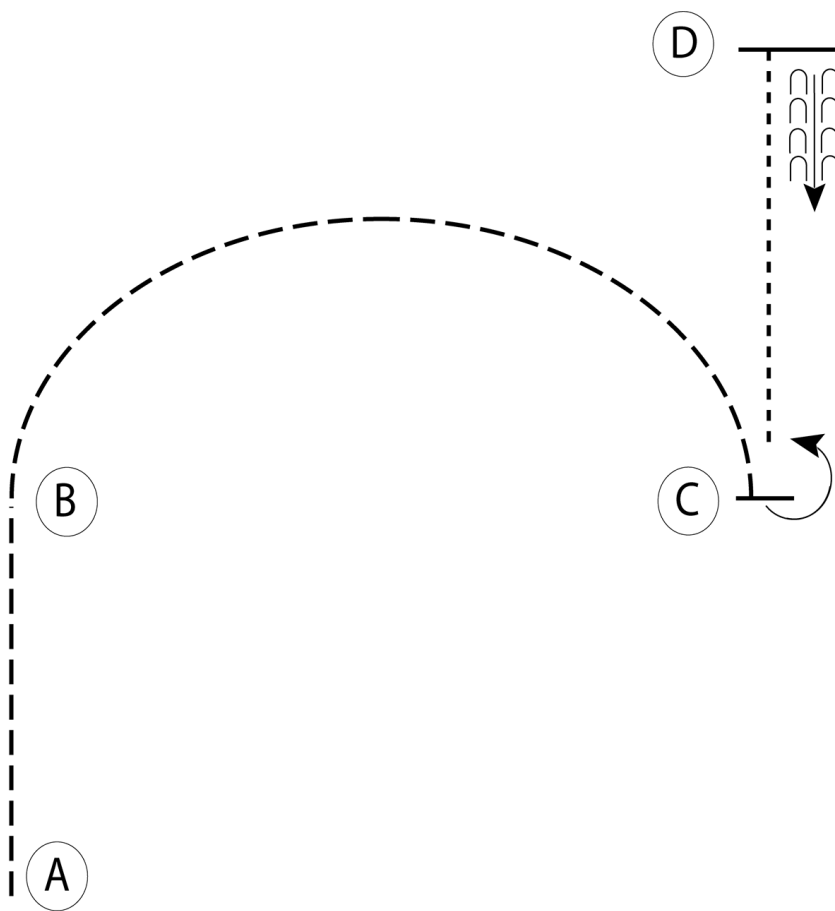


1. Begin at the extended trot and continue around 2 corners
2. Sitting trot around 1 corner
3. Break to walk in center of arena
4. Extended trot around two corners and past the center
5. Halt and perform a 360° turn both ways (either direction first)
Exit at a trot

The Mane Event

Hunt Seat Equitation (All Walk/Trot)

Show Date: 02-07-2026



Be ready at A.

1. Posting trot on the right diagonal from A to B.
2. Change diagonals at B and posting trot on the left diagonal from B to C.
3. At C stop and perform a 180 degree turn on the forehand to the left.
4. Walk to D.
5. At D, stop and back approximately one horse length.

Follow the instructions of your ring steward.

Walk	-----
Trot	- - - - -
Extended Trot	— — — — —
Canter	
Leg Yield	
Lead Change	— — — — —
Back	← ← ← ← ←
Marker	(B)
Sidepass	← — — — — →
Hand Gallop	— — — — —

[HSE/WT-31]

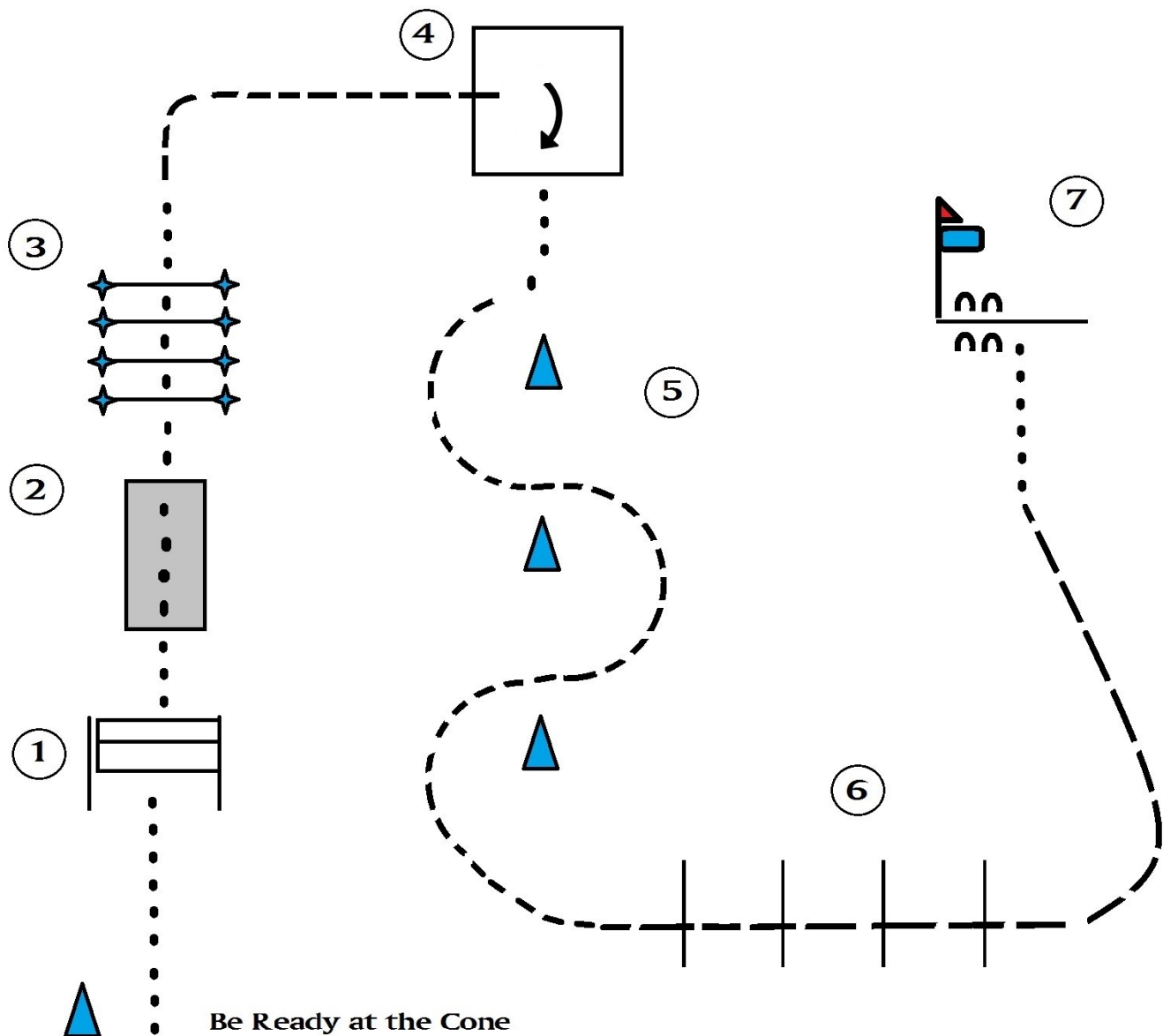
Pattern Provided by:
The Mane Event

The Mane Event

2/7/2026

Trail (Walk/Trot 18 & Under, Walk/Trot 19 & Up)

Classes: 44, 45



1. Open Gate(Right Hand Push), Close Gate.
2. Walk Over Bridge.
3. Walk Over Elevated Poles.
4. Jog into Box, Stop. Perform 90° Pivot to Right, Walk Out of Box.
5. Jog Serpentine Around Cones.
6. Extended Jog Over Logs, Break to Walk Before Mailbox.
7. Walk Over Center of Log and Sidepass Left Over Log to Mailbox. Open Mailbox and Take One :)

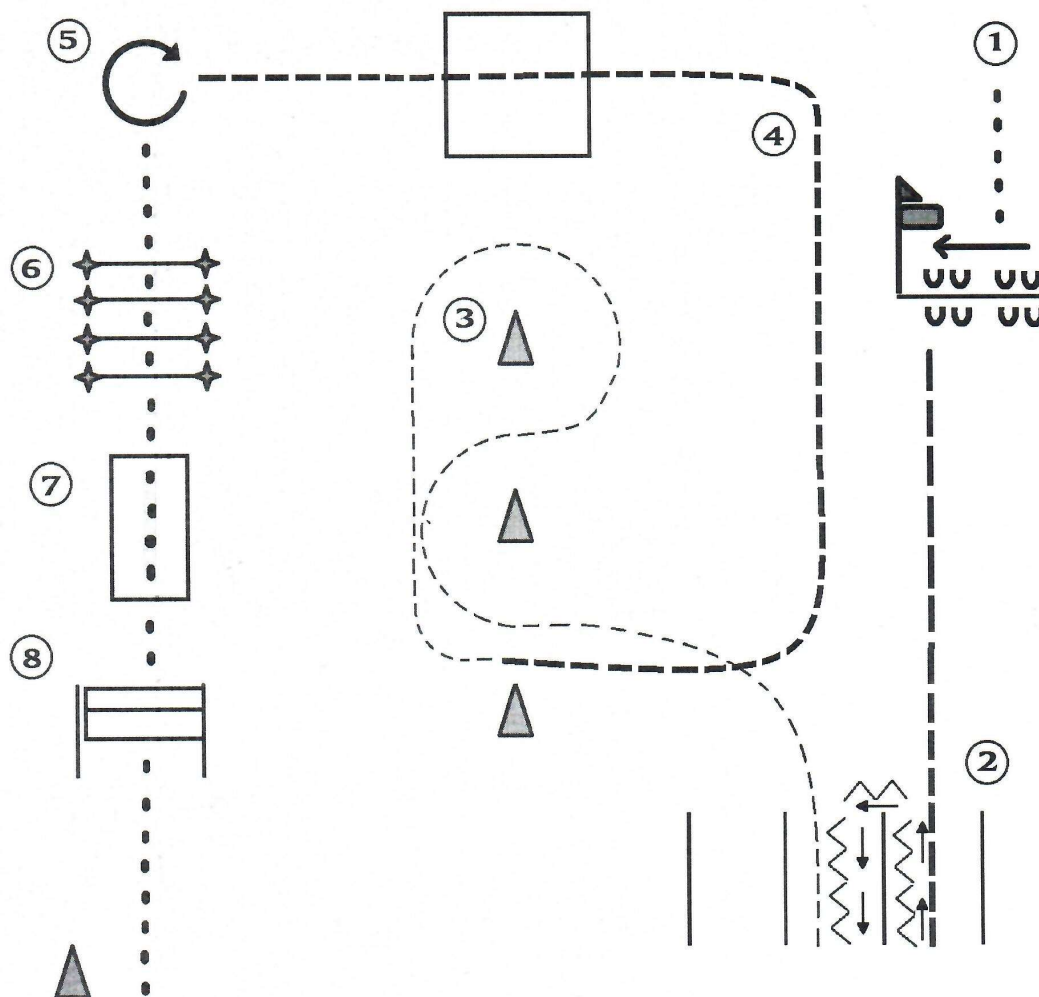
Pattern is Completed once Mailbox has been Closed.

Pattern Designed by:
Charlotte Robles, Julianne Bertics & Nina Scherzinger

The Mane Event

2/7/2026

Ranch Trail (All Walk/Trot)



1. Sidepass Right Over Log to Mailbox. Open and Close Mailbox.
2. **Extended Trot** into Chute, Stop. Back Around Log as Shown.
3. Jog out of Chute and Around Cones.
4. **Extend the Trot and Trot Through Box.**
5. Stop and Perform 270° Spin to the Right.
6. Walk over Elevated Logs.
7. Walk Over Bridge.
8. Open Gate (Left Hand), Close Gate.

Stop at Cone to Show Completion of Pattern.