

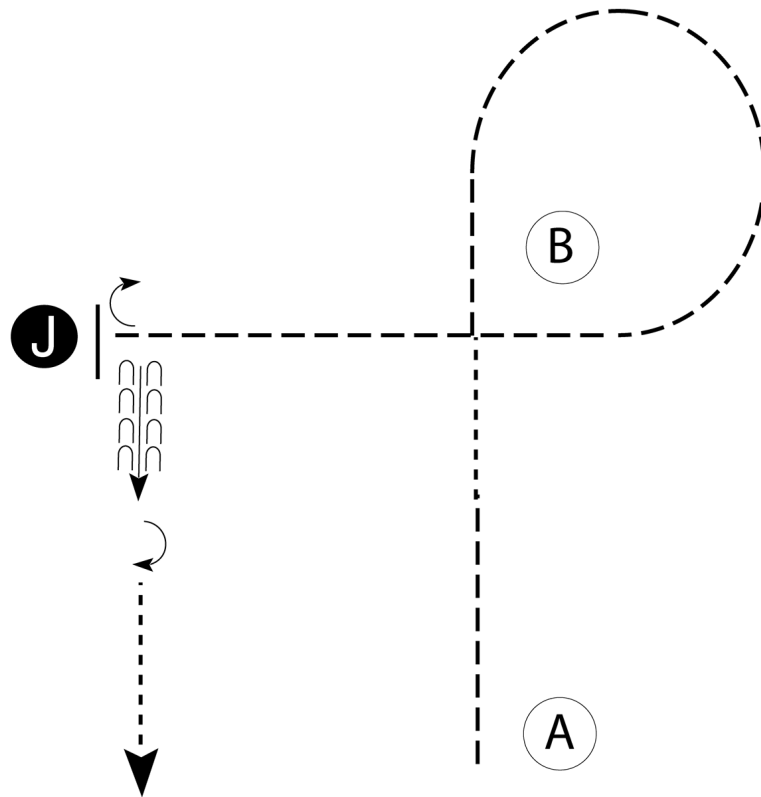
The Mane Event

Showmanship (Youth, Amateur, Open)

Show Date: 02-11-2023

w w w . H o r s e S h o w P a t t e r n s . c o m


w w w . H o r s e S h o w P a t t e r n s . c o m



Be ready at A.

1. Trot halfway to B.
2. Walk two horse lengths.
3. Trot to and around B as shown.
4. Trot to the judge. Stop and set up for inspection.
5. When dismissed, perform a 90 degree turn and back approximately 2 horse lengths.
6. Perform a 180 degree turn and walk straight away.

Follow the instructions of your ring steward.

Walk	-----
Trot	- - - - -
Back	← 
Marker	ⓑ
Judge	ⓐ

[S/2-78]

Pattern Provided by:
The Mane Event

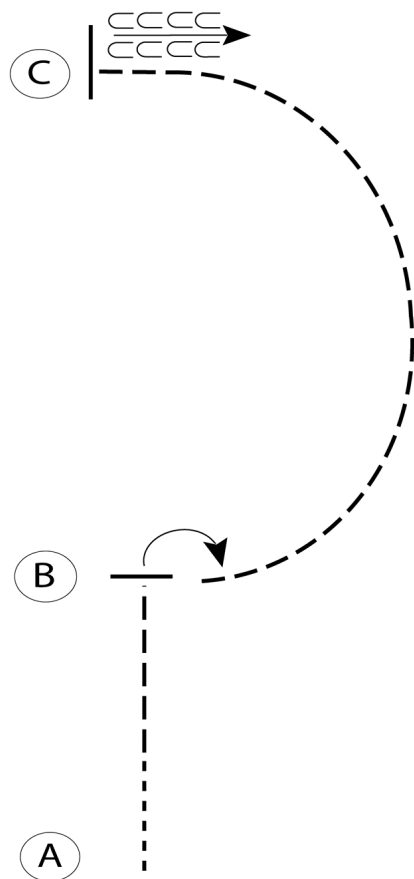
The Mane Event

Horsemanship (Walk/Trot 18 & under, Walk/Trot 19 & up)

Show Date: 02-11-2023

w w w . H o r s e S h o w P a t t e r n s . c o m

w w w . H o r s e S h o w P a t t e r n s . c o m



1. Be ready at A
2. Walk four steps from A.
3. Jog to B and stop.
4. Perform a 90 degree turn to the right on the hindquarters.
5. Jog a half circle to C.
6. At C stop and back four steps.

Walk	-----
Jog	- - - - -
Extended Jog	— — — — —
Lope	—————
Leg Yield	
Lead Change	— / —
Back	← ← ← ← ←
Marker	(B)
Sidepass	← — — — — →

[WH/WT-16]

Pattern Provided by:
The Mane Event

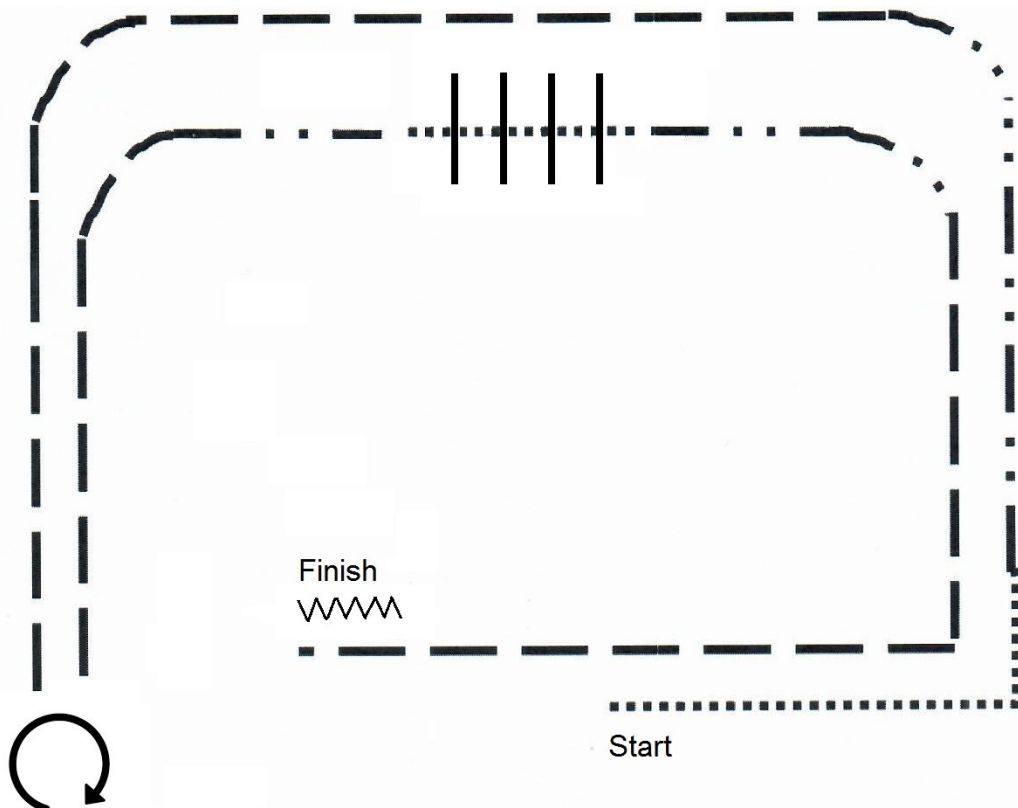
The Mane Event

2-11-2023

Ranch Riding

(Walk/Trot 18 & under, Walk/Trot 19 & up)

1. WALK
2. TROT 1/2 WAY UP THE ARENA
3. TURN LEFT EXTEND TROT THRU CENTER DOWN OTHER SIDE OF ARENA
4. STOP
5. 1 1/2 SPINS TO THE RIGHT
6. EXTENDED TROT
7. WALK OVER LOGS
8. TROT
9. EXTENDED TROT
10. STOP / BACK one horse length



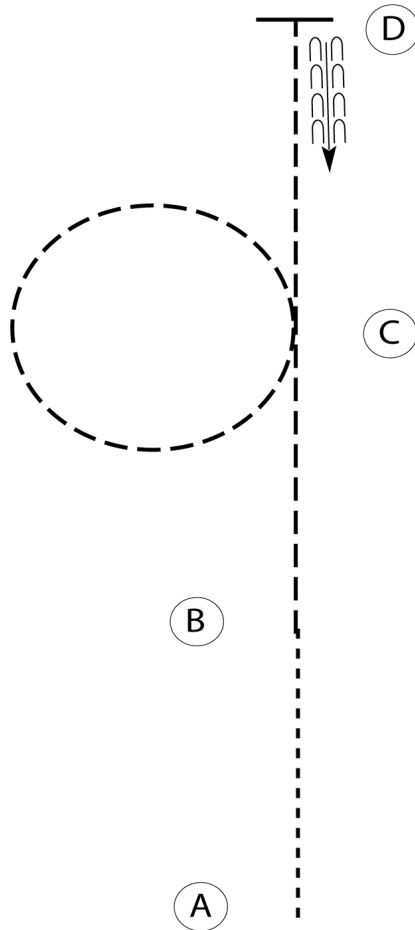
The Mane Event

Hunt Seat Equitation (Walk/Trot 18 & under, Walk/Trot 19 & up)

Show Date: 02-11-2023

www.HorseShowPatterns.com

www.HorseShowPatterns.com



Be ready at A.

1. Walk from A to B.
2. At B, sitting trot to C.
3. At C, perform a posting trot circle to the left on the right diagonal.
4. Change diagonals at C and perform a posting trot on the left diagonal from C to D.
5. At D, stop and back approximately one horse length.

Follow the instructions of your ring steward.

Walk	-----
Trot	- - - - -
Extended Trot	— — — — —
Canter	—————
Leg Yield	
Lead Change	↙ ↘
Back	← ← ← ← ←
Marker	⊙
Sidepass	← — — — — →
Hand Gallop	—— — — —

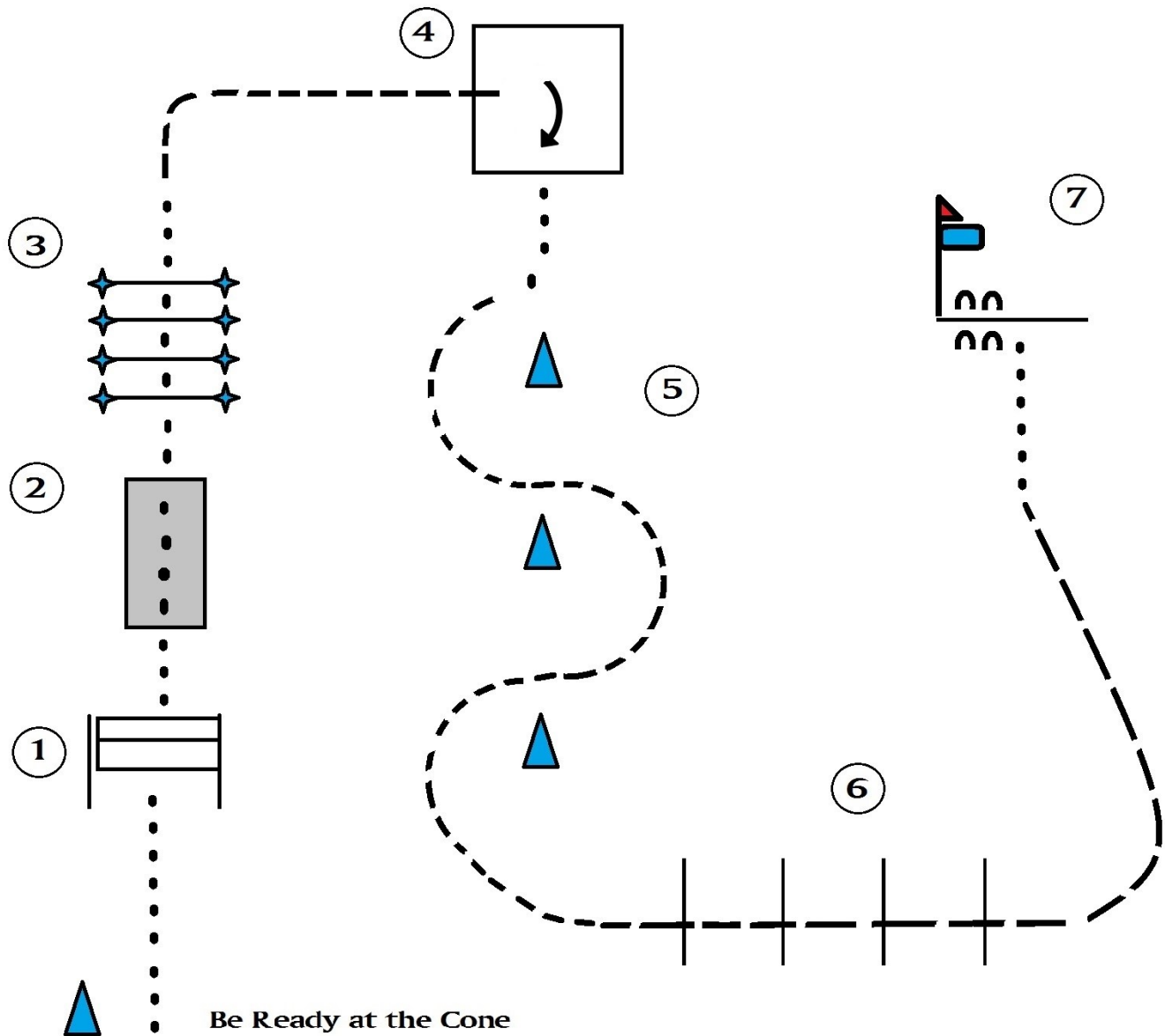
[HSE/WT-27]

Pattern Provided by:
The Mane Event

The Mane Event

2/11/23

Trail (Walk/Trot 18 & Under, Walk/Trot 19 & Up)



1. Open Gate(Right Hand Push), Close Gate.
2. Walk Over Bridge.
3. Walk Over Elevated Poles.
4. Jog into Box, Stop. Perform 90° Pivot to Right, Walk Out of Box.
5. Jog Serpentine Around Cones.
6. Extended Jog Over Logs, Break to Walk Before Mailbox.
7. Walk Over Center of Log and Sidepass Left Over Log to Mailbox. Open Mailbox and Take One :)

Pattern is Completed once Mailbox has been Closed.

Pattern Designed by:

Charlotte Robles, Julianne Bertics & Nina Scherzinger