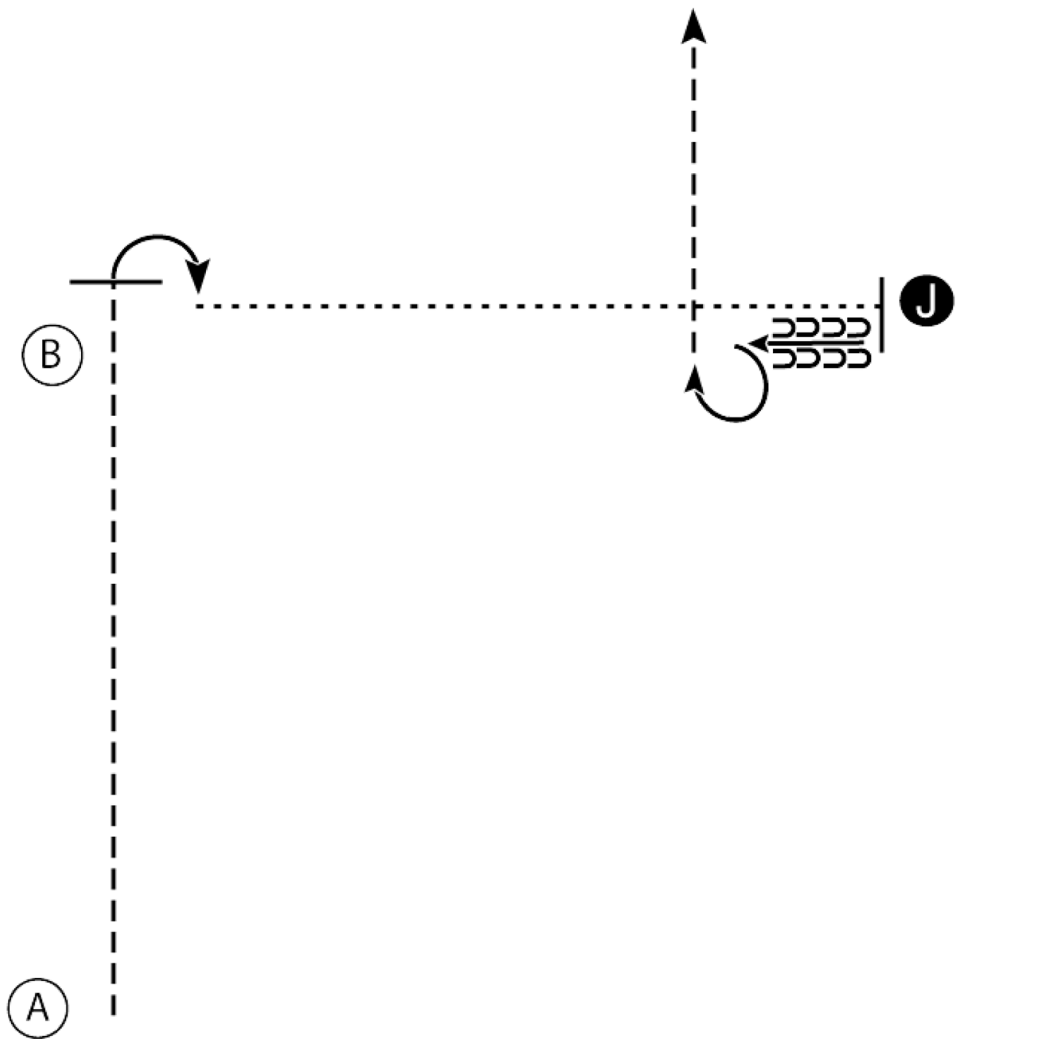


# The Mane Event

Showmanship (14-18, Amateur, Open)

Show Date: 02-07-2026



1. Begin at A. Trot from A past B
2. Stop and perform a 90 degree turn
3. Walk to the Judge, stop and set up for inspection
4. When dismissed back one horse length and perform a 270 degree turn
5. Trot to the line-up

Walk .....  
Trot - - - - -  
Back ←  
Marker (B)  
Judge (J)

[S/WT-3]

Pattern Provided by:  
*The Mane Event*

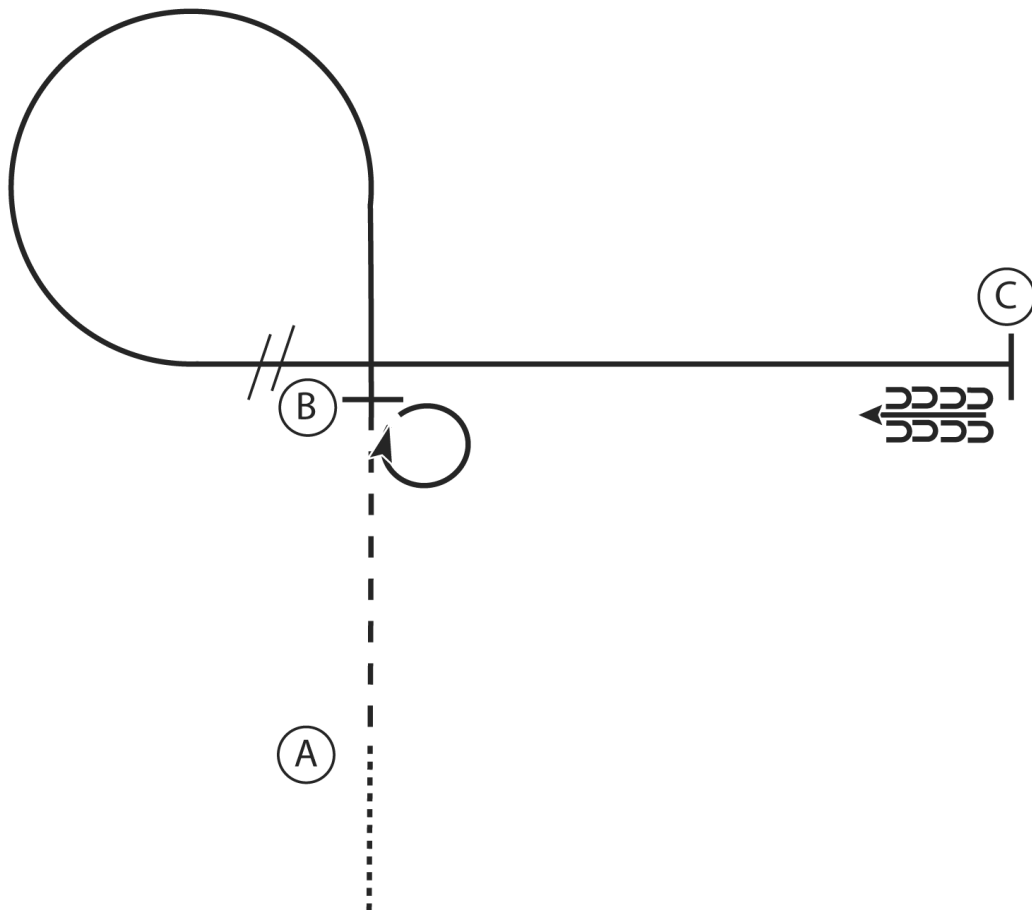
# The Mane Event

## Horsemanship (Youth, Amateur, Open)

Show Date: 02-07-2026

www.HorseShowPatterns.com

www.HorseShowPatterns.com



1. Walk to A
2. At A jog to B
3. Stop at B and perform a 360 degree turn to the right
4. Lope a circle to the left
5. At B perform a lead change and continue to C
6. At C stop and back 5 steps

Walk	.....
Jog	-----
Extended Jog	-----
Lope	=====
Leg Yield	
Lead Change	↖↗
Back	←←←←←
Marker	(B)
Sidepass	←- - - ->

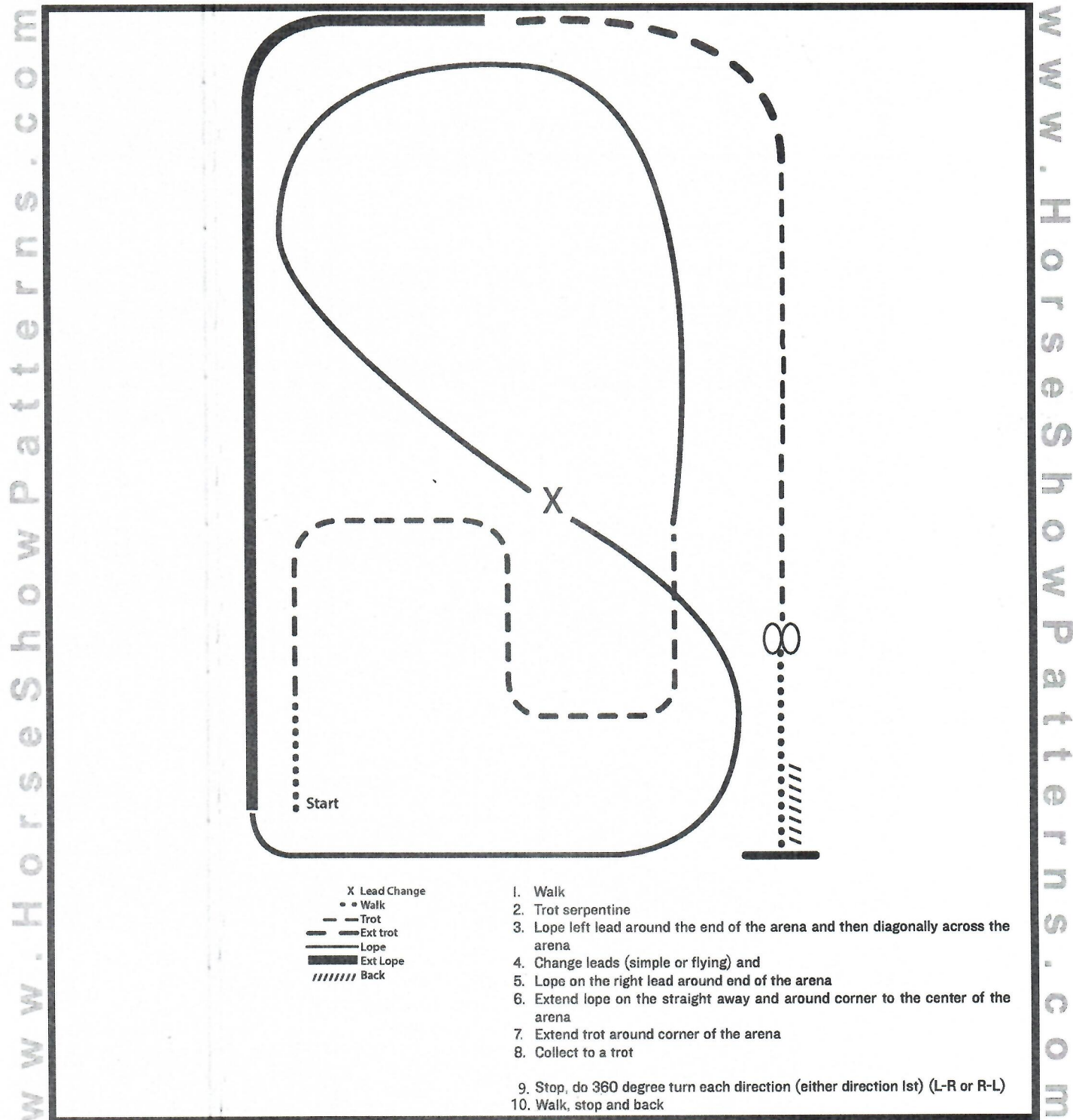
[WH/2-10]

Pattern Provided by:  
*The Mane Event*

# The Mane Event

## Ranch Riding (18 & Under, 19 & Up)

Show Date: 02-07-2026



[RR/AQHA-3]

Pattern Provided by:

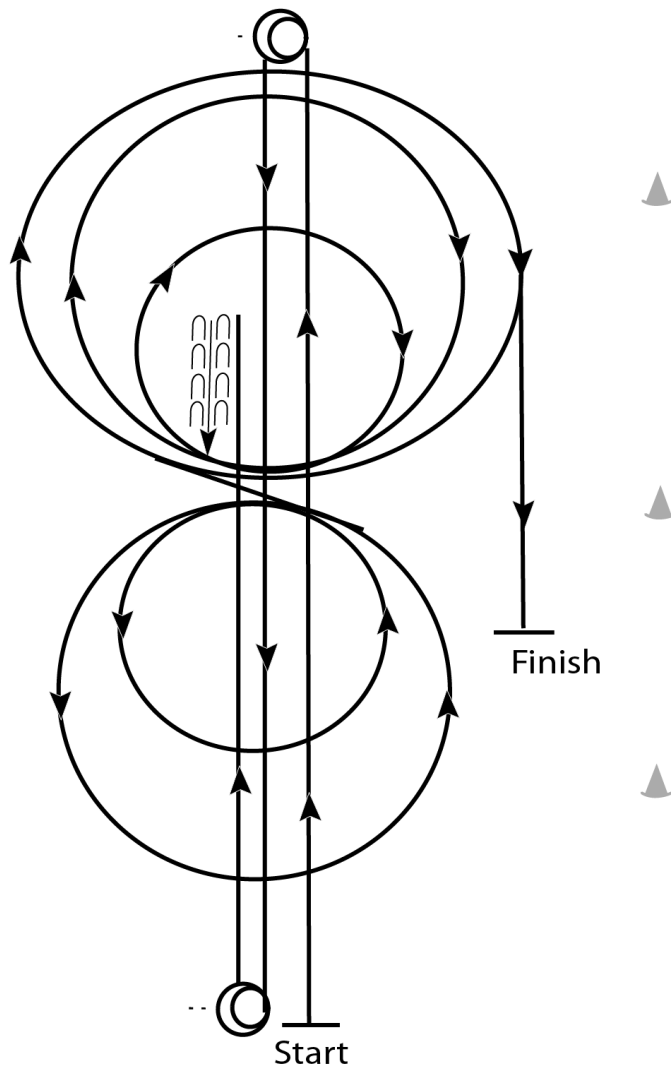
*The Mane Event*

©2025 HorseShowPatterns.com. All Rights Reserved

# The Mane Event

## Ranch Reining (18 & Under, 19 & Up)

Show Date: 02-07-2026



Pattern 4

1. Start at end of arena.
2. Run up center of arena past the end marker and come to a sliding stop. Complete 3 1/2 spins to the left.
3. Run to other end of arena past the end marker and stop. Complete 3 1/2 spins to the right.
4. Run past the center marker and stop.
5. Back at least 10 feet in a straight line.
6. Complete 1/4 turn to the left, hesitate. Beginning on the right lead, complete 2 circles to the right, the first one small and slow, and the second large and fast. Change leads at the center of the arena.
7. Complete one small, slow circle and one large, fast circle. Change leads to the right.
8. Run around end of arena to the other side, past center marker, at least 20 feet from fence and come to sliding stop.
9. Hesitate to complete pattern.

[NRCHAWC/4]

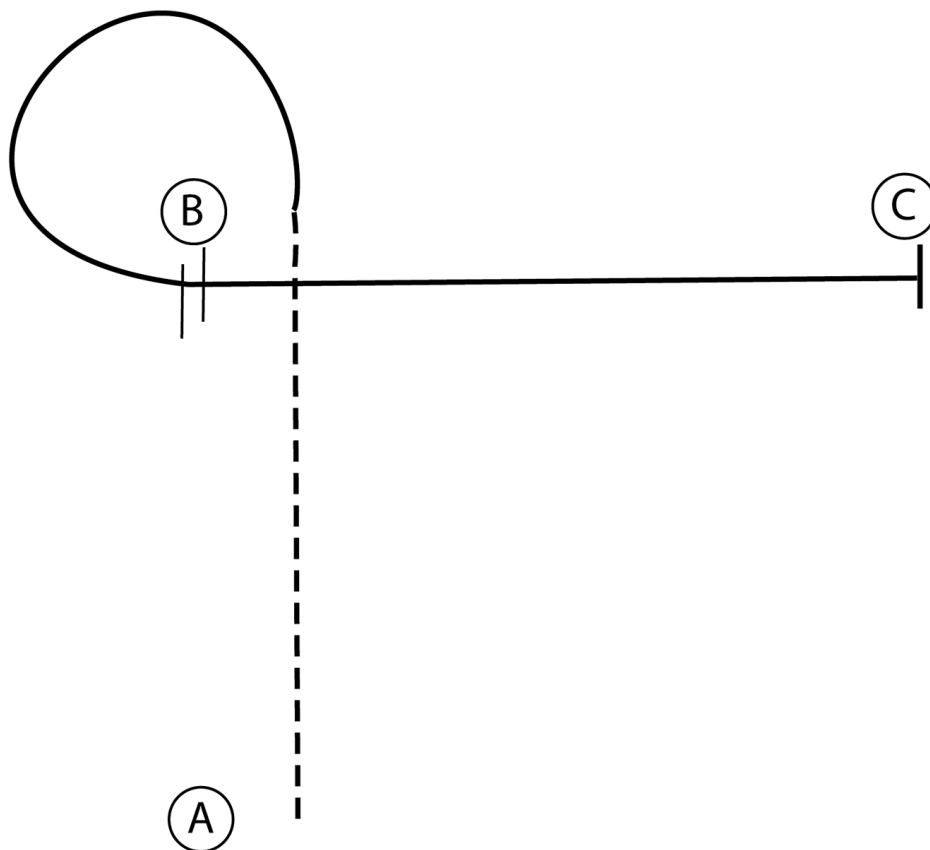
**Pattern Provided by:**  
*The Mane Event*



# The Mane Event

## Hunt Seat Equitation (Youth, Amateur, Open)

Show Date: 02-07-2026



1. Posting trot A to B on the right diagonal
2. At B canter on the left lead around B
3. At B perform a simple lead change and continue to C
4. Stop at C

Walk	.....
Trot	-----
Extended Trot	-----
Canter	=====
Leg Yield	
Lead Change	↖ ↗
Back	←←← ←←←
Marker	(B)
Sidepass	←-----→

[HSE/2-14]

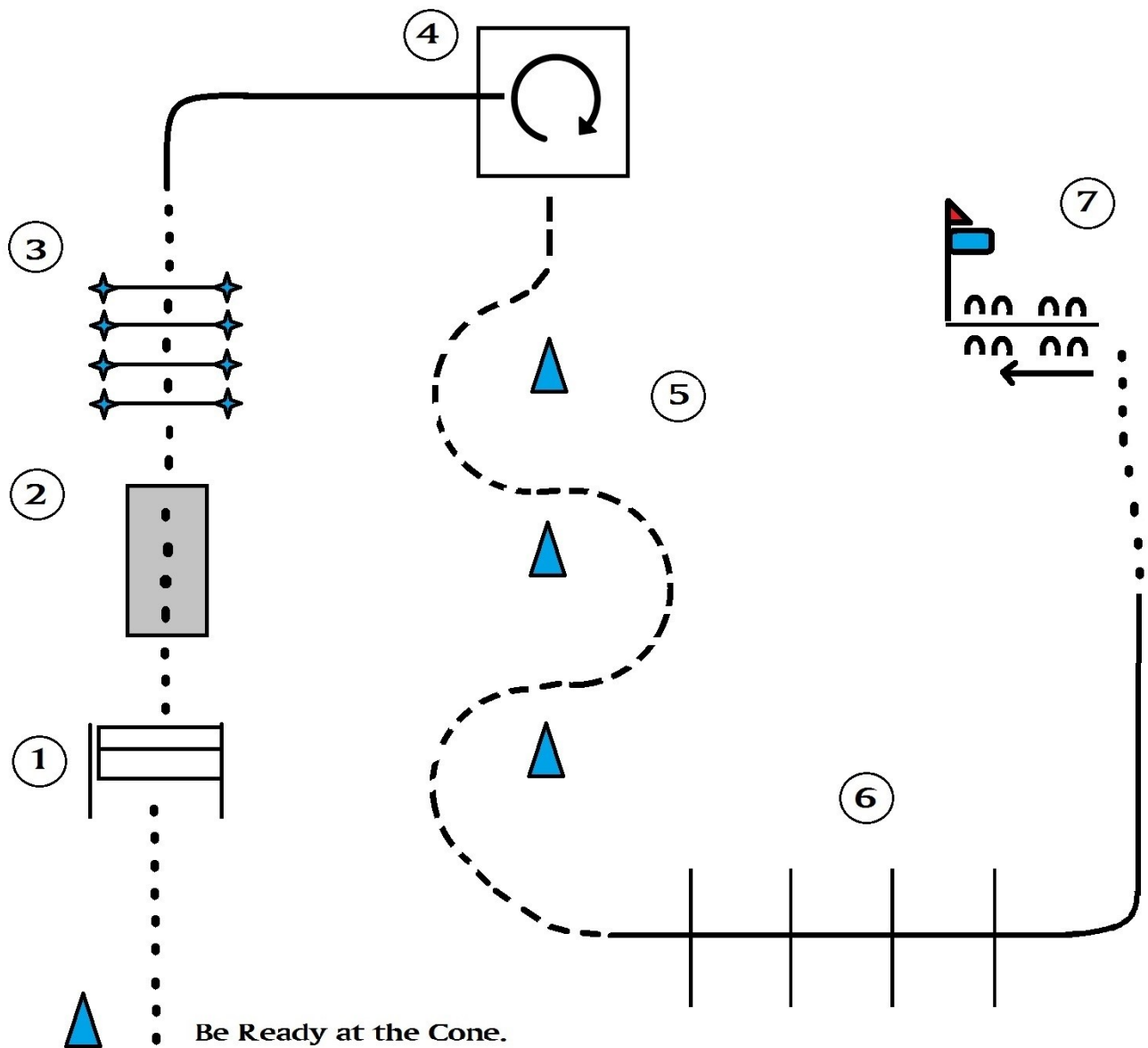
Pattern Provided by:  
*The Mane Event*

# The Mane Event

2/7/2026

## Trail (Youth, Amateur, Open)

Classes: 46, 47, 48, 49



1. Open Gate(Right Hand Push), Close Gate.
2. Walk Over Bridge.
3. Walk Over Elevated Poles.
4. Lope on Right Lead into Box, Stop. Perform 450° Pivot to the Right, Jog out of Box.
5. Jog Serpentine around Cones.
6. Lope Left Lead over Logs, Break to Walk Before Mailbox.
7. Sidepass Left Over Log to Mailbox. Open Mailbox and Take One :)

Pattern is Completed once Mailbox has been Closed.

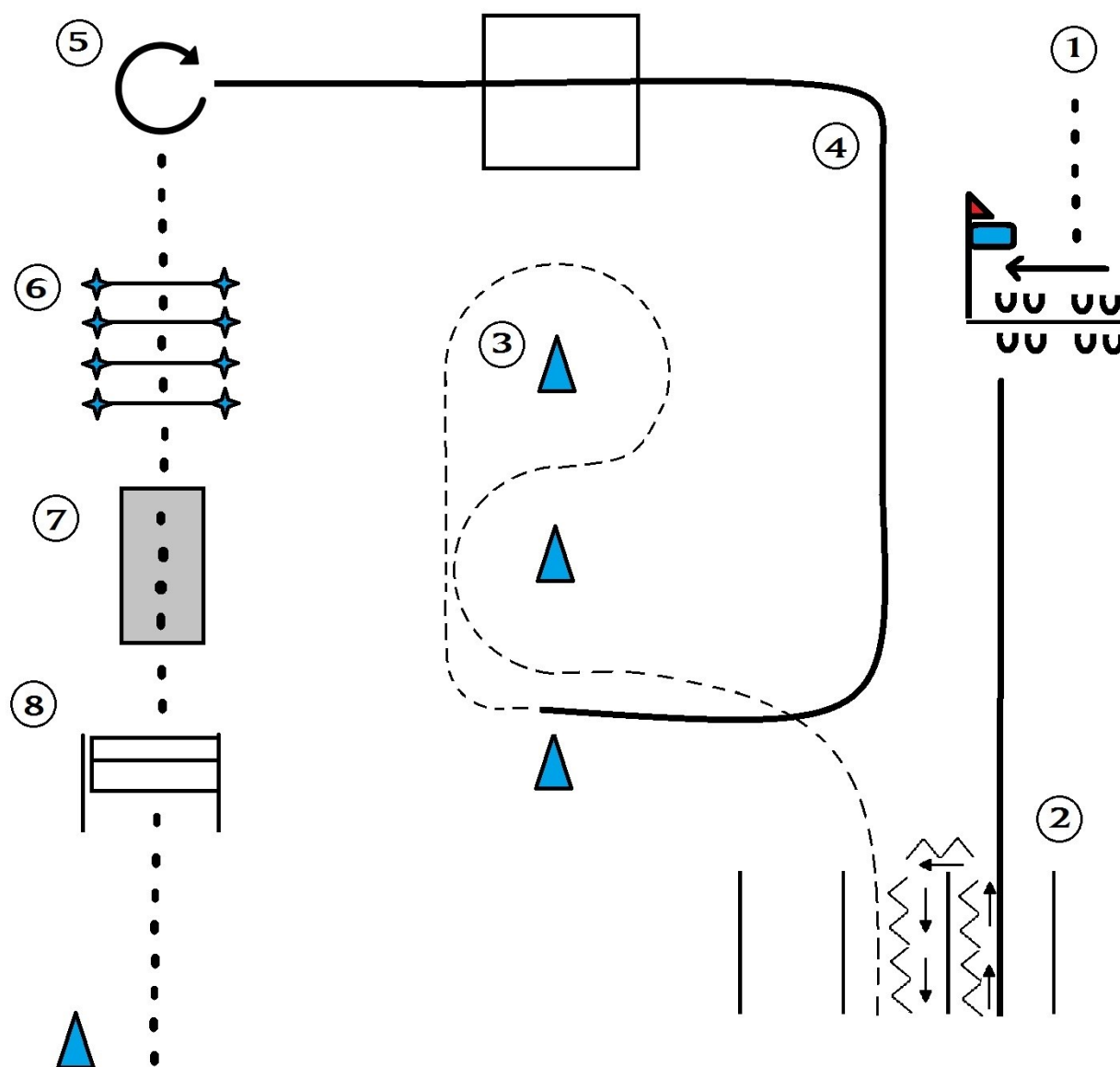
Pattern Designed by:

Charlotte Robles, Julianne Bertics & Nina Scherzinger

# The Mane Event

2/7/2026

Ranch Trail (Youth 18 & Under, Open 19 & Up)



1. Sidepass Right Over Log to Mailbox. Open and Close Mailbox.
2. Lope Right Lead into Chute, Stop. Back Around Log as Shown.
3. Jog out of Chute and Around Cones.
4. Lope Left Lead Through Box.
5. Stop and Perform 270° Spin to the Right.
6. Walk over Elevated Logs.
7. Walk Over Bridge.
8. Open Gate (Left Hand), Close Gate.

Stop at Cone to Show Completion of Pattern.