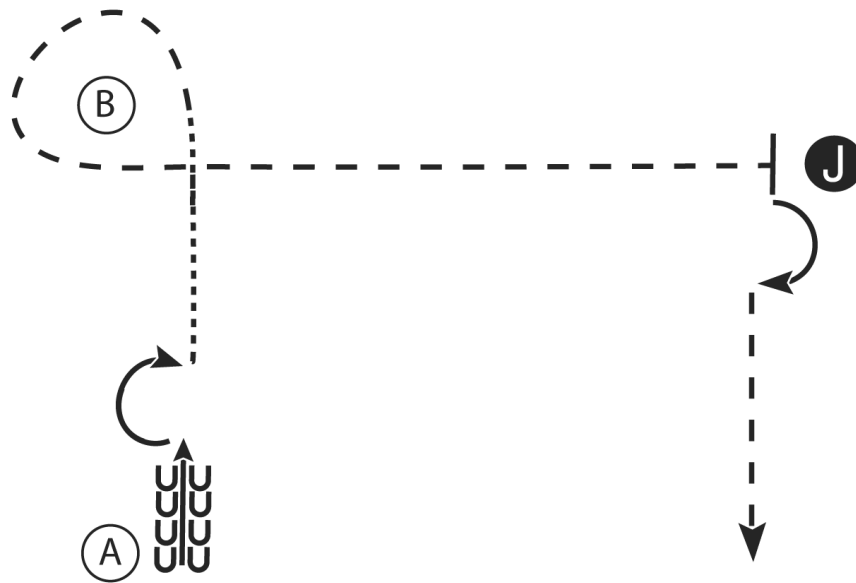


The Mane Event

Showmanship (14-18, Amateur, Open)

Show Date: 04-04-2026



1. At A back 4 steps
2. Perform a 180 degree turn
3. Walk to B
4. At B trot around B and to the judge, set up for inspection
5. When dismissed perform a 90 degree turn and trot straight away from the judge

Walk - - - - -

Trot - - - - -

Back ←

Marker (B)

Judge (J)

w w w . H o r s e S h o w P a t t e r n s . c o m

w w w . H o r s e S h o w P a t t e r n s . c o m

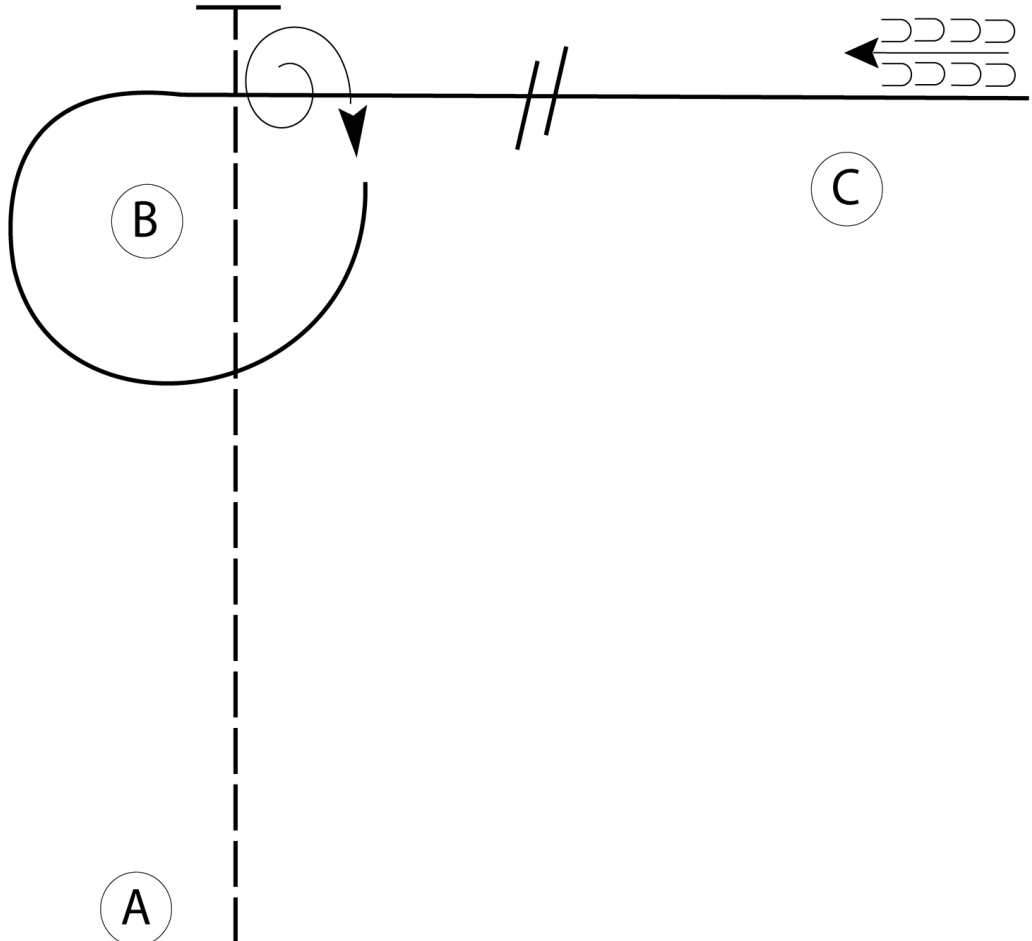
[S/2-1]

Pattern Provided by:
The Mane Event

The Mane Event

Horsemanship (Youth, Amateur, Open)

Show Date: 04-04-2026



Be ready at A.

1. Perform an extended jog from A past B
2. Stop past B and perform a 540 degree turn to the right.
3. Lope on the right lead around B and continue towards C.
4. Half way between B and C perform a simple lead change.
5. Continue to lope past C and stop.
6. Back to C.

Follow the instructions of your ring steward.

Walk	-----
Jog	-----
Extended Jog	-----
Lope	—————
Leg Yield	
Lead Change	—/—
Back	←←← ←←←
Marker	⊙ B
Sidepass	←-----→

[WH/3-6]

Pattern Provided by:

The Mane Event

www.HorseShowPatterns.com

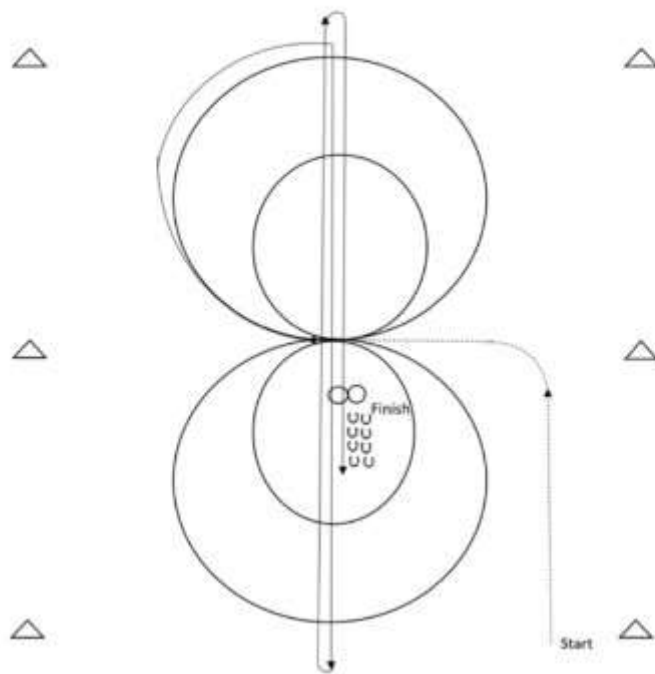
www.HorseShowPatterns.com

The Mane Event

Ranch Reining (18 & Under, 19 & Up)

4/4/2026

Ranch Reining Pattern #2



Trot to center of Arena, Stop. Start pattern facing towards Judge.

1. Beginning on the right lead complete two circles to the right, The first circle small and slow, the next circle large and fast, Change leads at the center of arena.
2. Complete two circles to the left, The first circle small and slow, the next circle large and fast, Change leads in the center of the arena.
3. Begin large circle to right, but do not close the circle. Run down center of arena past the end marker and do a right roll back, no hesitation.
4. Run up the middle to the other end of the arena past the end marker and do a left roll back, no hesitation.
5. Run past the center marker, stop, back 10 feet.
6. 2 spins to the right, 2 spins to the left. Exit arena at the trot.

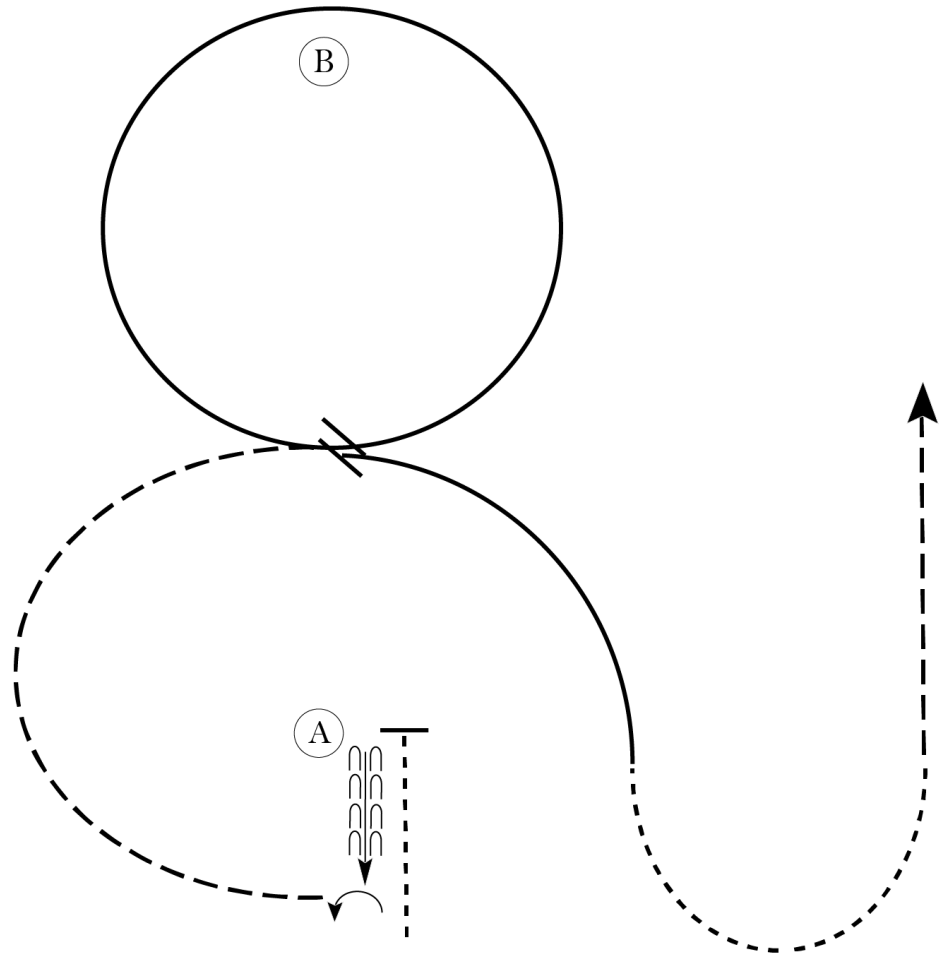
The Mane Event

Hunt Seat Equitation (Youth, Amateur, Open)

Show Date: 04-04-2026

www.HorseShowPatterns.com

www.HorseShowPatterns.com



Be ready before A.

1. Walk to A. Back approximately one horse length the perform a 1/4 turn on the forehand left.
2. Posting trot on the left diagonal to center
3. Canter a circle around B on the left lead.
4. Change leads in the center and center on the right lead until even with A.
5. Walk a half circle.
6. Posting trot on the right diagonal to exit.

Follow the instructions of your ring steward.

Walk	-----
Trot	- - - - -
Extended Trot	-----
Canter	—————
Leg Yield	
Lead Change	↙ ↘
Back	← ← ← ← ←
Marker	⊙
Sidepass	← ← ← ← ←
Hand Gallop	-----

[HSE/2-72]

Pattern Provided by:

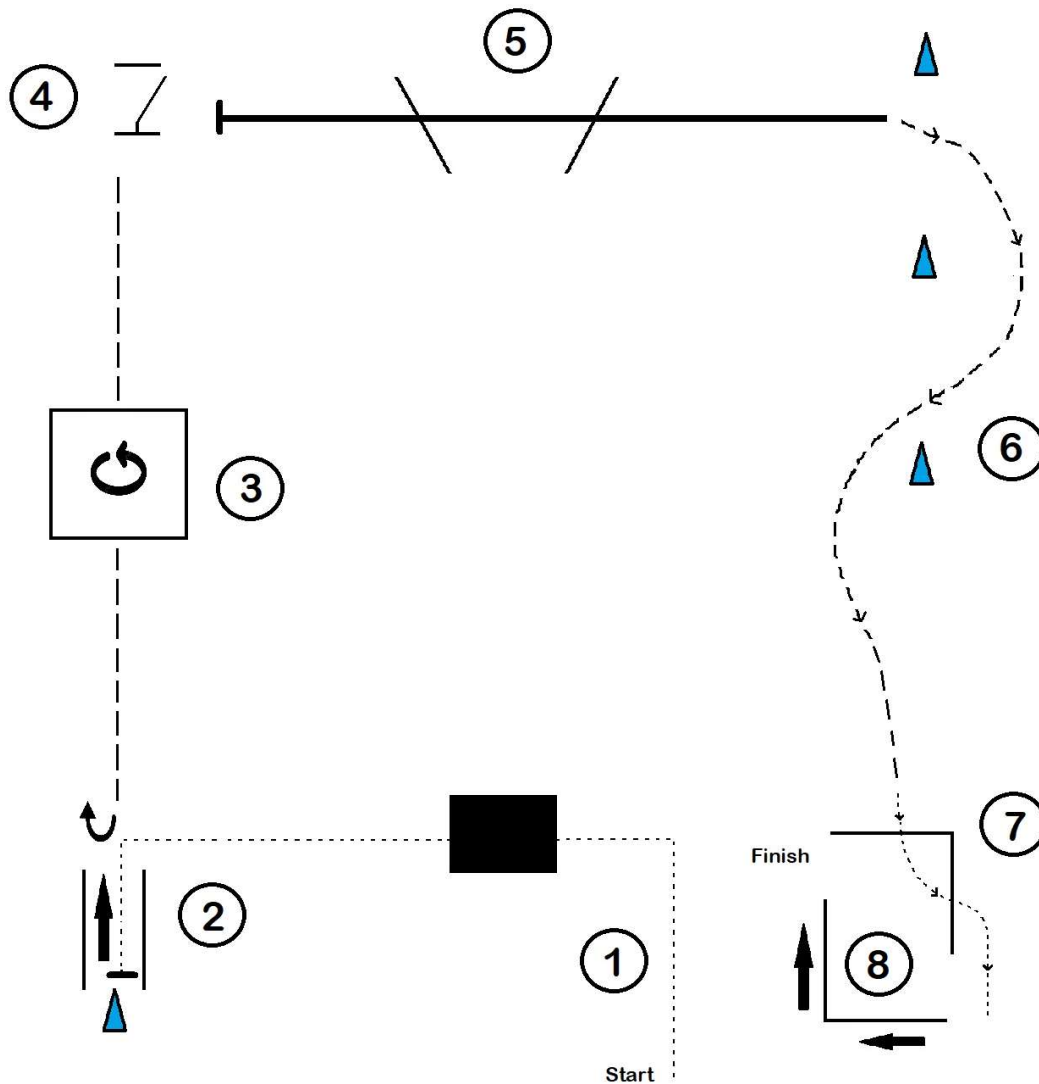
The Mane Event

The Mane Event

Classes: 46, 47, 48, 49

Trail (Youth, Amateur, Open)

4/4/26



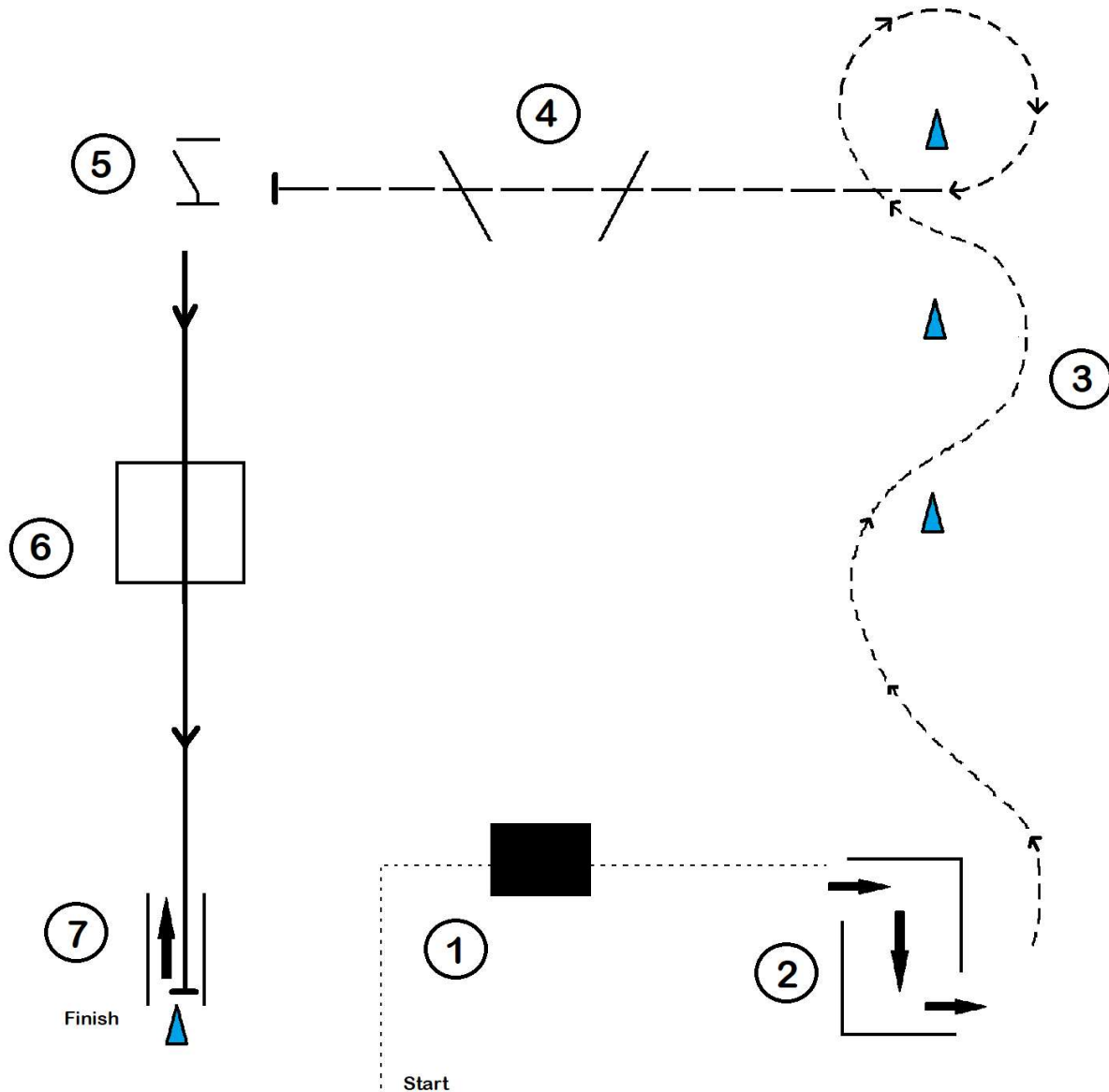
1. Walk over bridge and into chute, halt
 2. Back out of chute, 180° turn right
 3. Jog into box, halt and perform 360° turn left, jog out of box
 4. Work gate
 5. Lope Right lead over logs
 6. Jog through cones
 7. Walk over corner logs
 8. Sidepass corner right over logs
- Exit at a walk

The Mane Event

Classes: 52, 53

Ranch Trail (Youth 18 & Under, 19 & Up)

4/4/26



1. Walk over bridge
 2. Back through box
 3. Trot through cones
 4. Extended trot over logs, stop
 5. Work gate
 6. Lope Left lead through box and into chute, stop.
 7. Back out of chute
- Exit at a walk