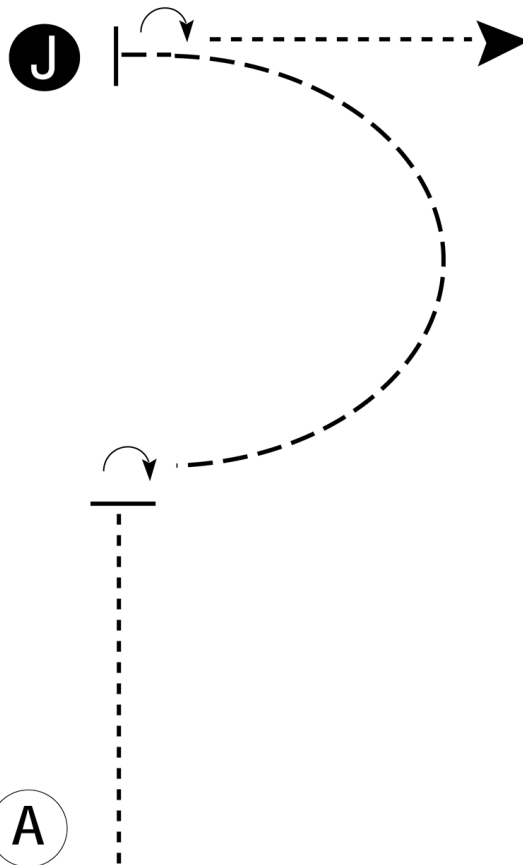


# The Mane Event

## Showmanship (Youth 13 & Under)

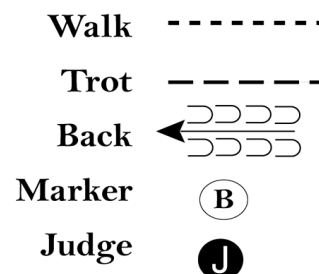
Show Date: 02-07-2026



Be ready at A.

1. When acknowledged, walk half the distance to Judge.
2. Stop and perform a 1/4 turn.
3. Trot in a half circle to Judge.
4. Stop and set up for inspection.
5. When dismissed, perform a 1/2 turn and walk straight away from Judge.

Follow the instructions of your ring steward.



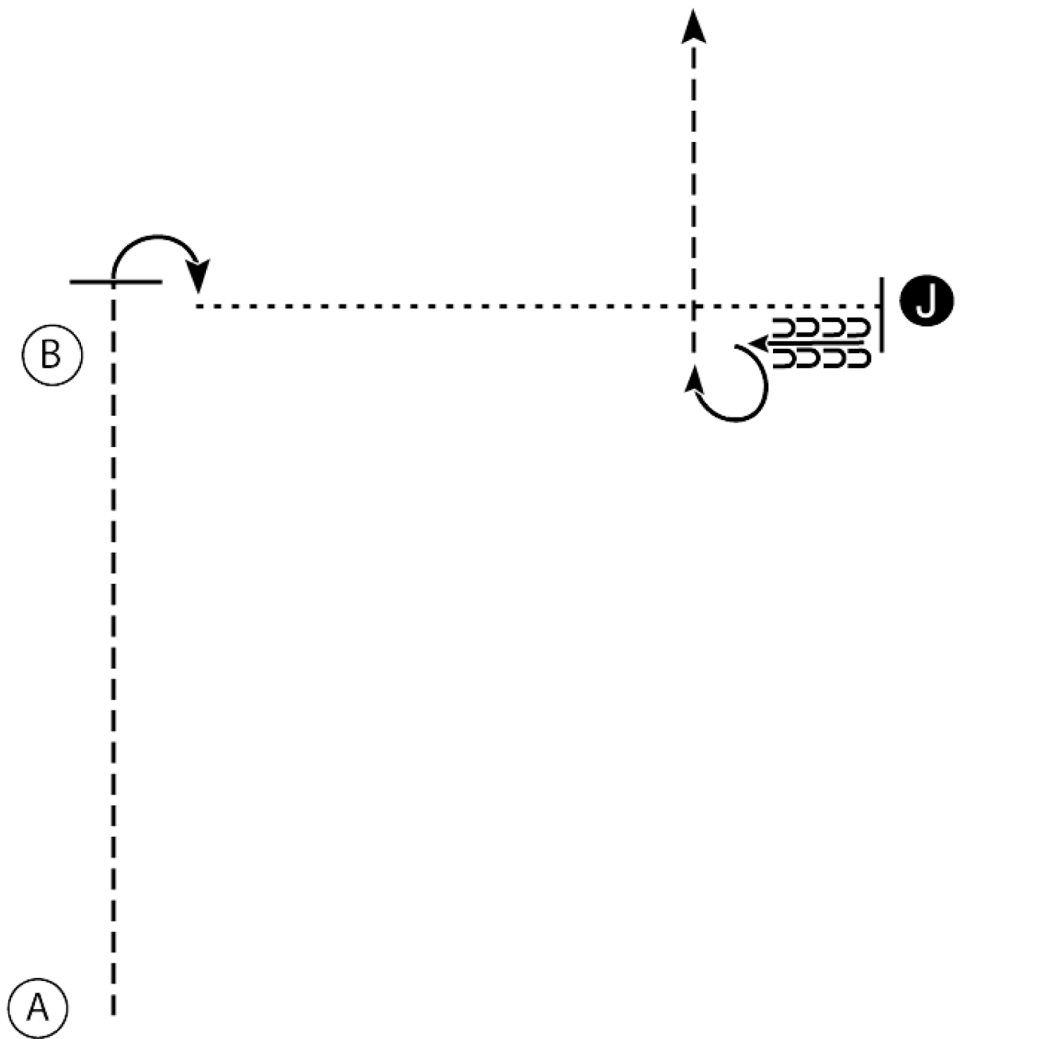
[S/WT-80]

Pattern Provided by:  
*The Mane Event*

# The Mane Event

Showmanship (14-18, Amateur, Open)

Show Date: 02-07-2026



1. Begin at A. Trot from A past B
2. Stop and perform a 90 degree turn
3. Walk to the Judge, stop and set up for inspection
4. When dismissed back one horse length and perform a 270 degree turn
5. Trot to the line-up

Walk .....  
Trot - - - - -  
Back ←  
Marker (B)  
Judge (J)

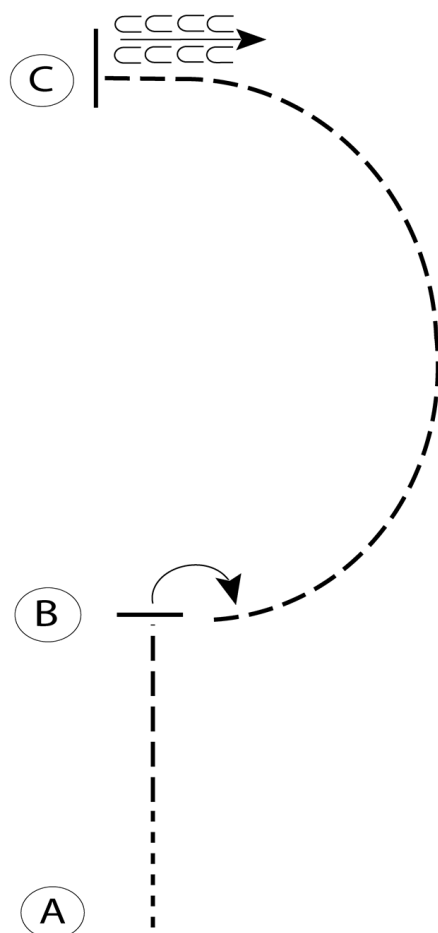
[S/WT-3]

Pattern Provided by:  
*The Mane Event*

# The Mane Event

## Horsemanship (All Walk/Trot)

Show Date: 02-07-2026



1. Be ready at A
2. Walk four steps from A.
3. Jog to B and stop.
4. Perform a 90 degree turn to the right on the hindquarters.
5. Jog a half circle to C.
6. At C stop and back four steps.

Walk	-----
Jog	- - - - -
Extended Jog	- - - - -
Lope	—————
Leg Yield	
Lead Change	— / —
Back	← ← ← ← ←
Marker	(B)
Sidepass	← — — — — →

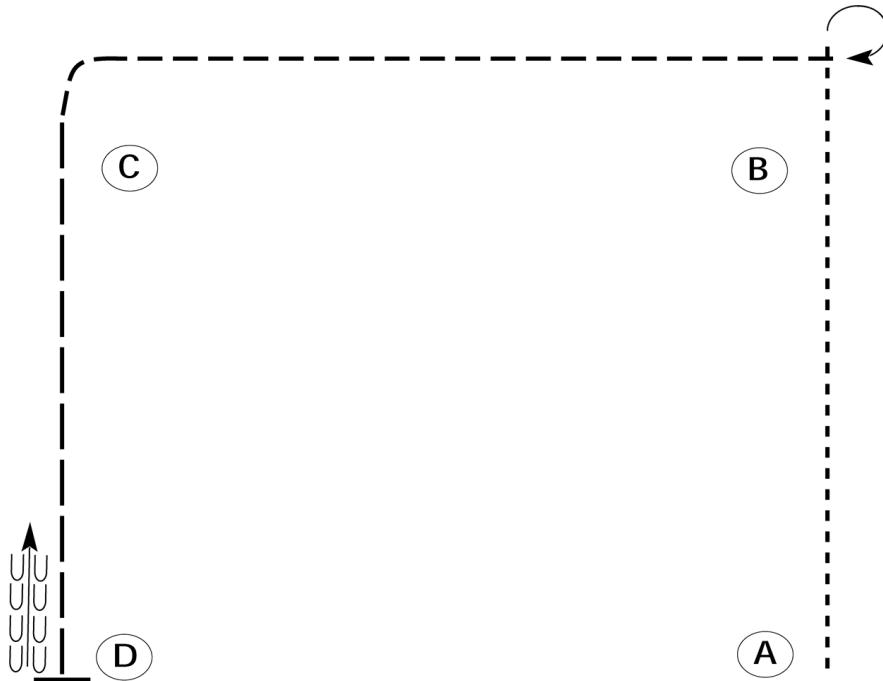
[WH/WT-16]

Pattern Provided by:  
*The Mane Event*

# The Mane Event

## Ranchmanship (All Walk/Trot)

Show Date: 02-07-2026



Be ready at A.

1. Walk from A to B.
2. Stop past B and execute a 270 degree turn to the right.
3. Jog from B around C.
4. Extend the jog from C to D.
5. Stop at D and back one horse length.

Please exit at a jog.

Walk	-----
Jog	- - - - -
Extended Jog	- _ _ _ -
Lope	_____
Leg Yield	
Lead Change	↖
Back	←←←←←
Marker	⊙ B
Sidepass	←-----→

[WH/WT-23]

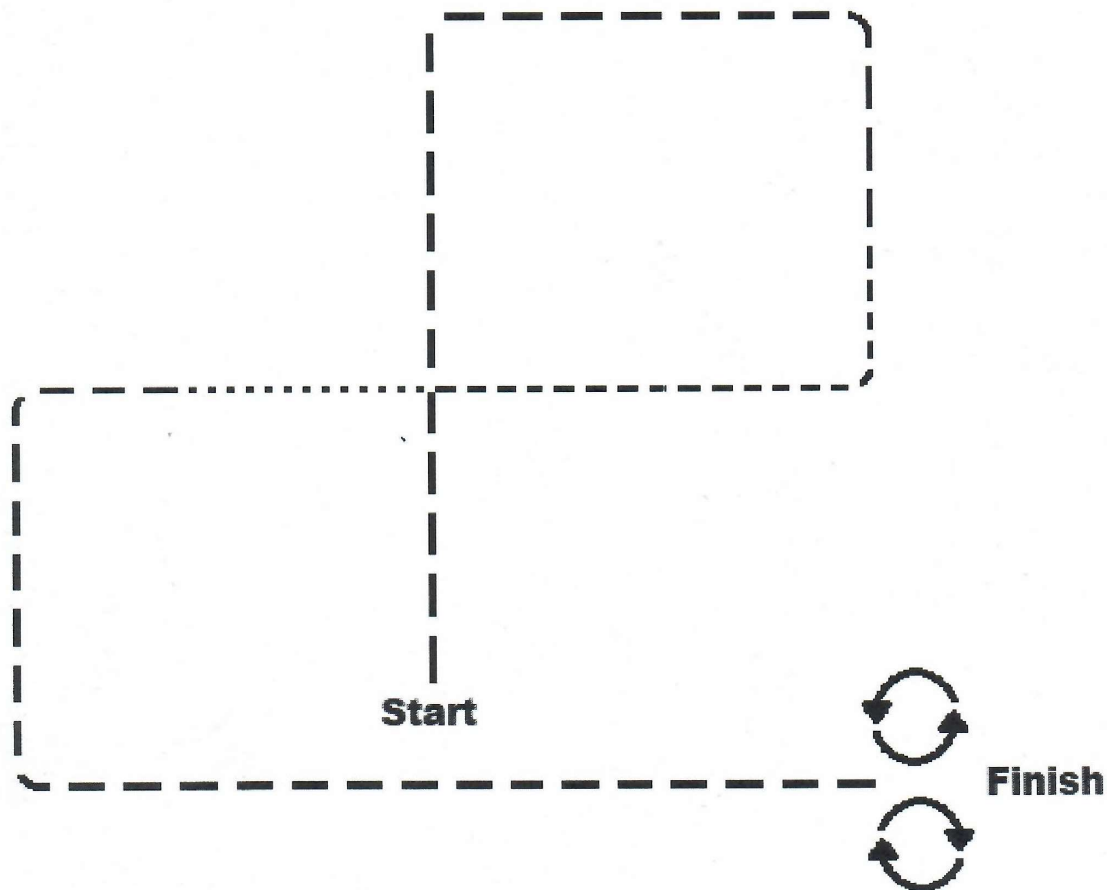
Pattern Provided by:  
*The Mane Event*



# The Mane Event

2/7/26

Ranch Riding (All Walk/Trot)

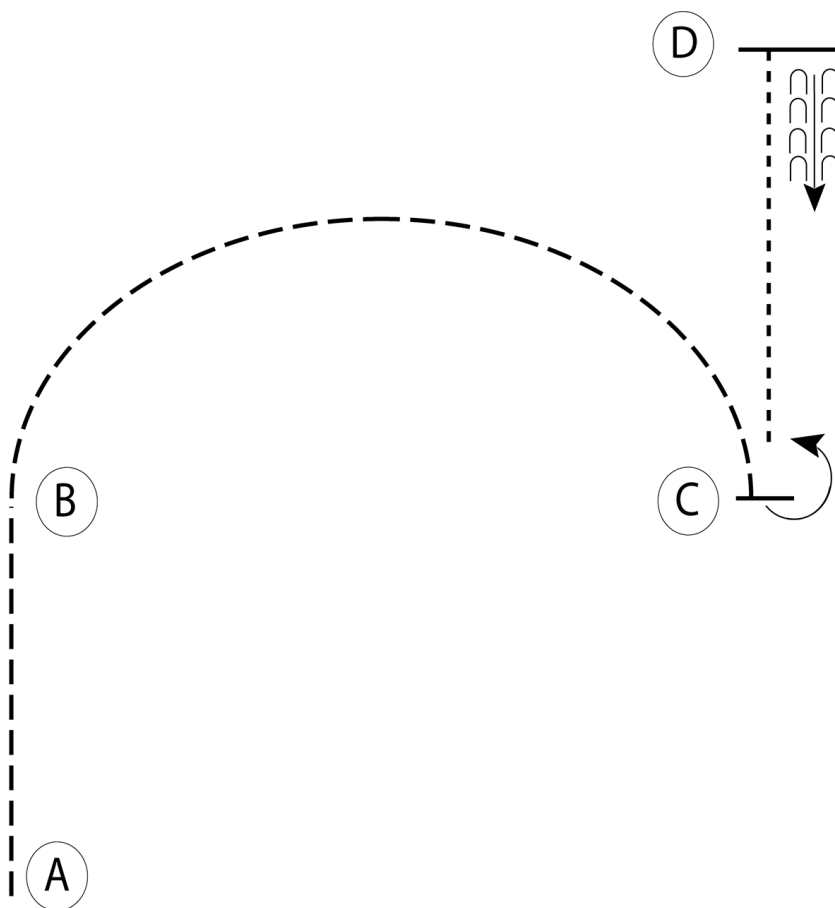


1. Begin at the extended trot and continue around 2 corners
2. Sitting trot around 1 corner
3. Break to walk in center of arena
4. Extended trot around two corners and past the center
5. Halt and perform a 360° turn both ways (either direction first)  
Exit at a trot

# The Mane Event

## Hunt Seat Equitation (All Walk/Trot)

Show Date: 02-07-2026



Be ready at A.

1. Posting trot on the right diagonal from A to B.
2. Change diagonals at B and posting trot on the left diagonal from B to C.
3. At C stop and perform a 180 degree turn on the forehand to the left.
4. Walk to D.
5. At D, stop and back approximately one horse length.

Follow the instructions of your ring steward.

Walk	-----
Trot	- - - - -
Extended Trot	— — — — —
Canter	—————
Leg Yield	
Lead Change	— / —
Back	← ← ← ← ←
Marker	(B)
Sidepass	← — — — — →
Hand Gallop	— — — — —

[HSE/WT-31]

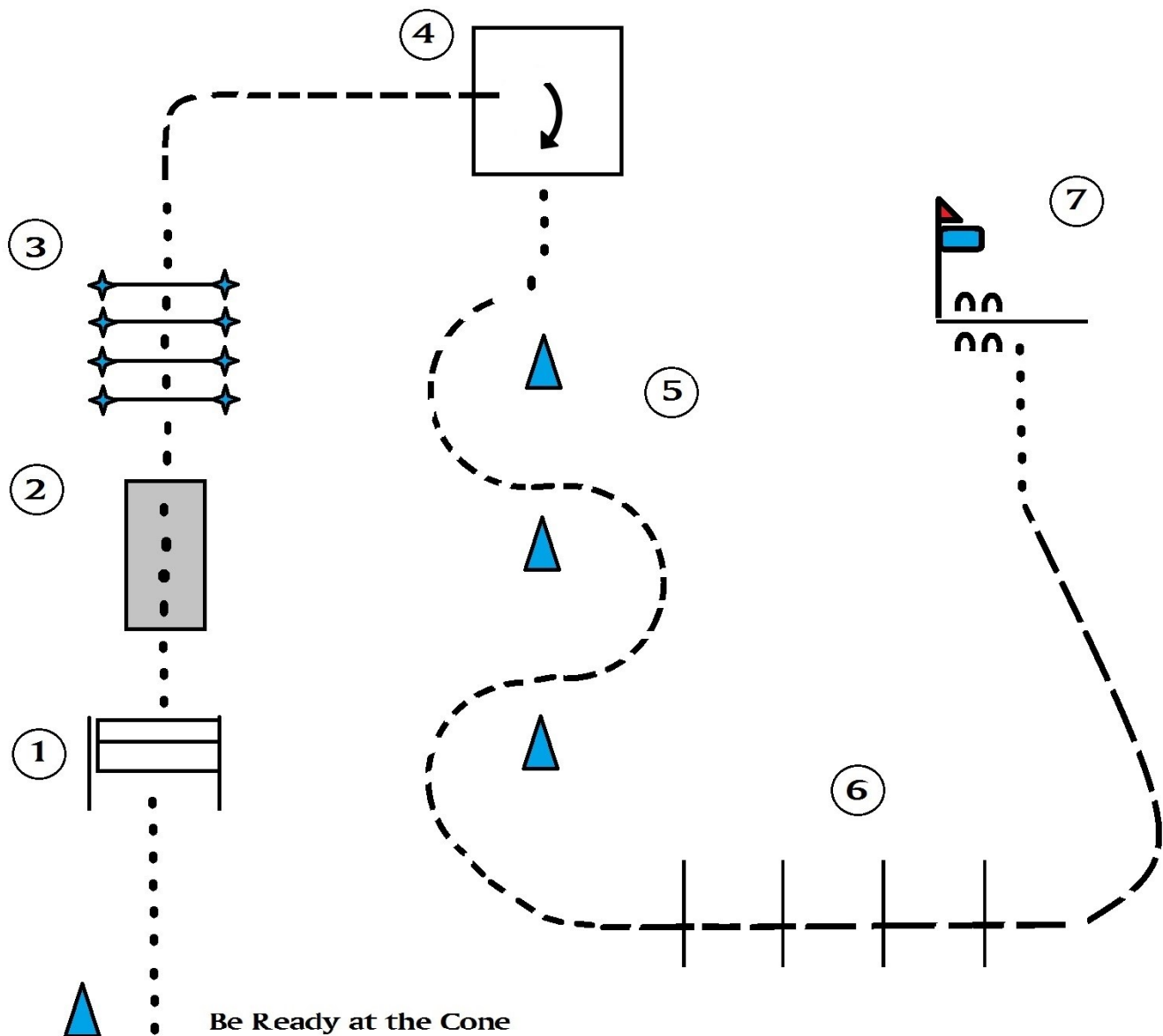
Pattern Provided by:  
*The Mane Event*

# The Mane Event

2/7/2026

## Trail (Walk/Trot 18 & Under, Walk/Trot 19 & Up)

Classes: 44, 45



Be Ready at the Cone

1. Open Gate(Right Hand Push), Close Gate.
2. Walk Over Bridge.
3. Walk Over Elevated Poles.
4. Jog into Box, Stop. Perform 90° Pivot to Right, Walk Out of Box.
5. Jog Serpentine Around Cones.
6. Extended Jog Over Logs, Break to Walk Before Mailbox.
7. Walk Over Center of Log and Sidepass Left Over Log to Mailbox. Open Mailbox and Take One :)

Pattern is Completed once Mailbox has been Closed.

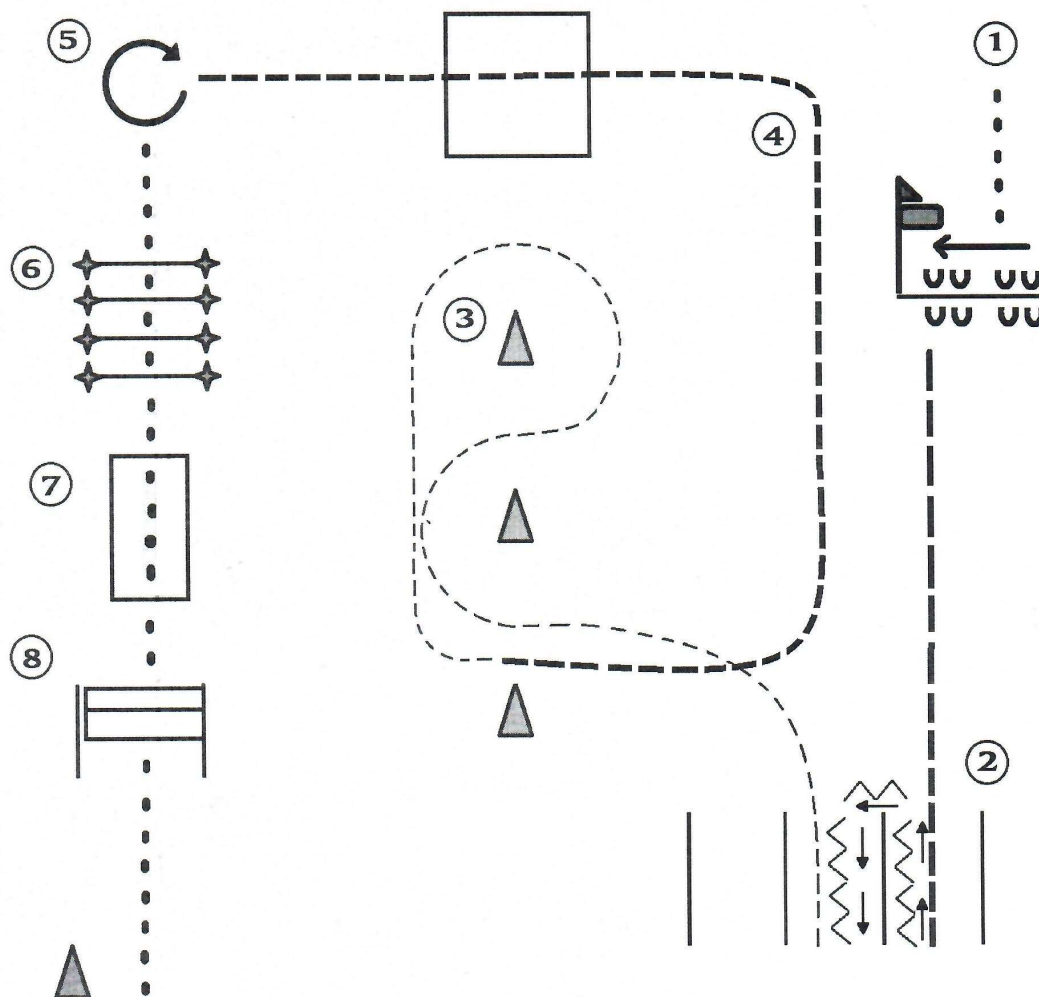
Pattern Designed by:

Charlotte Robles, Julianne Bertics & Nina Scherzinger

# The Mane Event

2/7/2026

## Ranch Trail (All Walk/Trot)



1. Sidepass Right Over Log to Mailbox. Open and Close Mailbox.
2. **Extended Trot** into Chute, Stop. Back Around Log as Shown.
3. Jog out of Chute and Around Cones.
4. **Extend the Trot and Trot Through Box.**
5. Stop and Perform 270° Spin to the Right.
6. Walk over Elevated Logs.
7. Walk Over Bridge.
8. Open Gate (Left Hand), Close Gate.

Stop at Cone to Show Completion of Pattern.