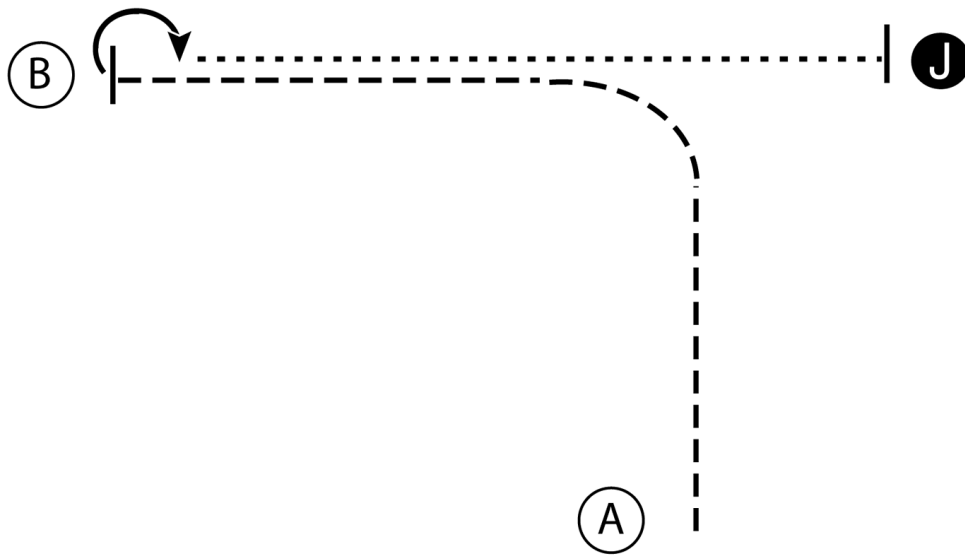


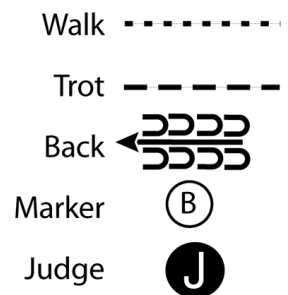
The Mane Event

Showmanship (Youth 13 & Under)

Show Date: 04-04-2026



1. Trot from A to B.
2. Stop and perform a 180 degree turn.
3. Walk to Judge and set up for inspection.
4. When dismissed follow instructions of ring steward.



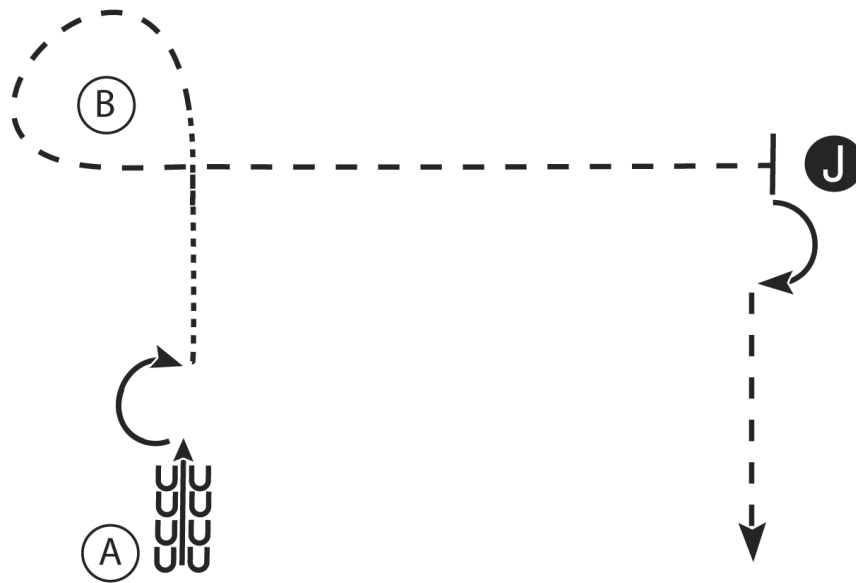
[S/1-11]

Pattern Provided by:
The Mane Event

The Mane Event

Showmanship (14-18, Amateur, Open)

Show Date: 04-04-2026



1. At A back 4 steps
2. Perform a 180 degree turn
3. Walk to B
4. At B trot around B and to the judge, set up for inspection
5. When dismissed perform a 90 degree turn and trot straight away from the judge

Walk - - - - -

Trot - - - - -

Back ←

Marker (B)

Judge (J)

[S/2-1]

Pattern Provided by:
The Mane Event

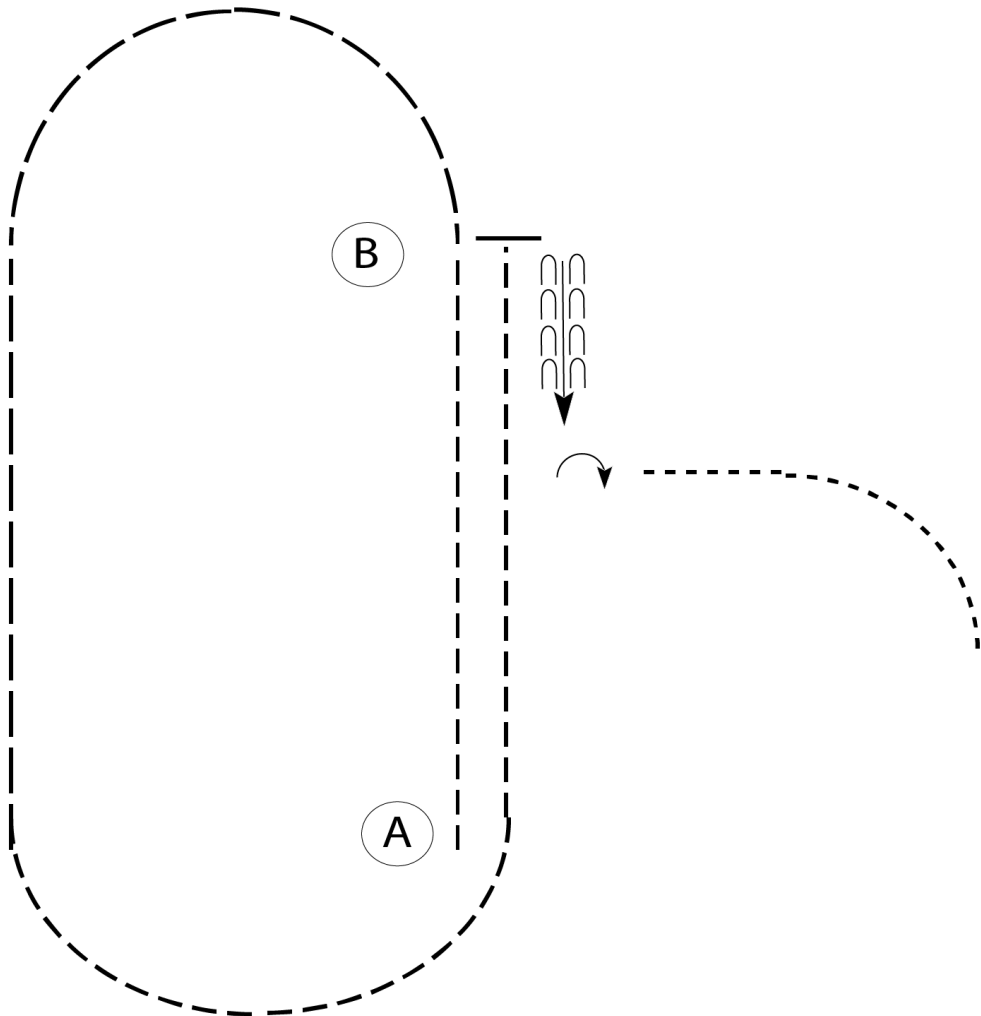
The Mane Event

Horsemanship (All Walk/Trot)

Show Date: 04-04-2026

w w w . H o r s e S h o w P a t t e r n s . c o m

w w w . H o r s e S h o w P a t t e r n s . c o m



Be ready at A.

1. Jog from A to B.
2. Extend the jog in a half circle.
3. Continue the extended jog on a straight line until even with A.
4. Jog a half circle then a straight line to B.
5. Stop, back one horse length and perform a 90 degree turn to the right.
6. Pattern is complete. Exit at the walk.

Walk	-----
Jog	- - - - -
Extended Jog	— — — —
Lope	
Lead Change	— / —
Back	← — — — —
Marker	⊙ B

[WH/WT-109]

Pattern Provided by:

The Mane Event

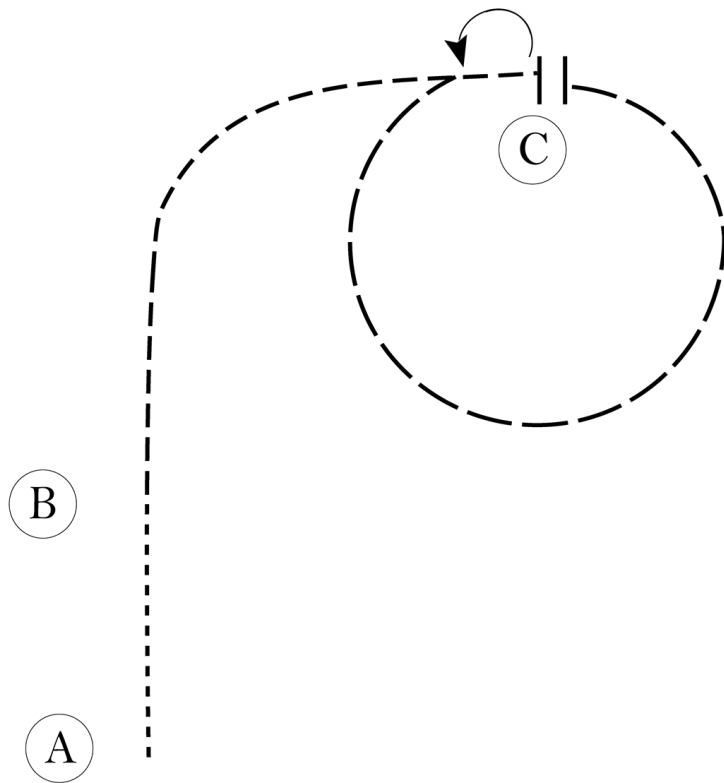
The Mane Event

Ranchmanship (All Walk/Trot-)

Show Date: 04-04-2026

w w w . H o r s e S h o w P a t t e r n s . c o m

w w w . H o r s e S h o w P a t t e r n s . c o m



Be ready at A.

1. Walk to B.
2. Jog from B to C.
3. Stop at C and turn 180 degrees to the left.
4. Perform an extended jog circle to the left.
5. Stop at C.

Follow the instructions of your ring steward.

Walk	-----
Jog	-----
Extended Jog	-----
Lope	—————
Leg Yield	
Lead Change	↘
Back	← ↺ ↺
Marker	⊙
Sidepass	←-----→

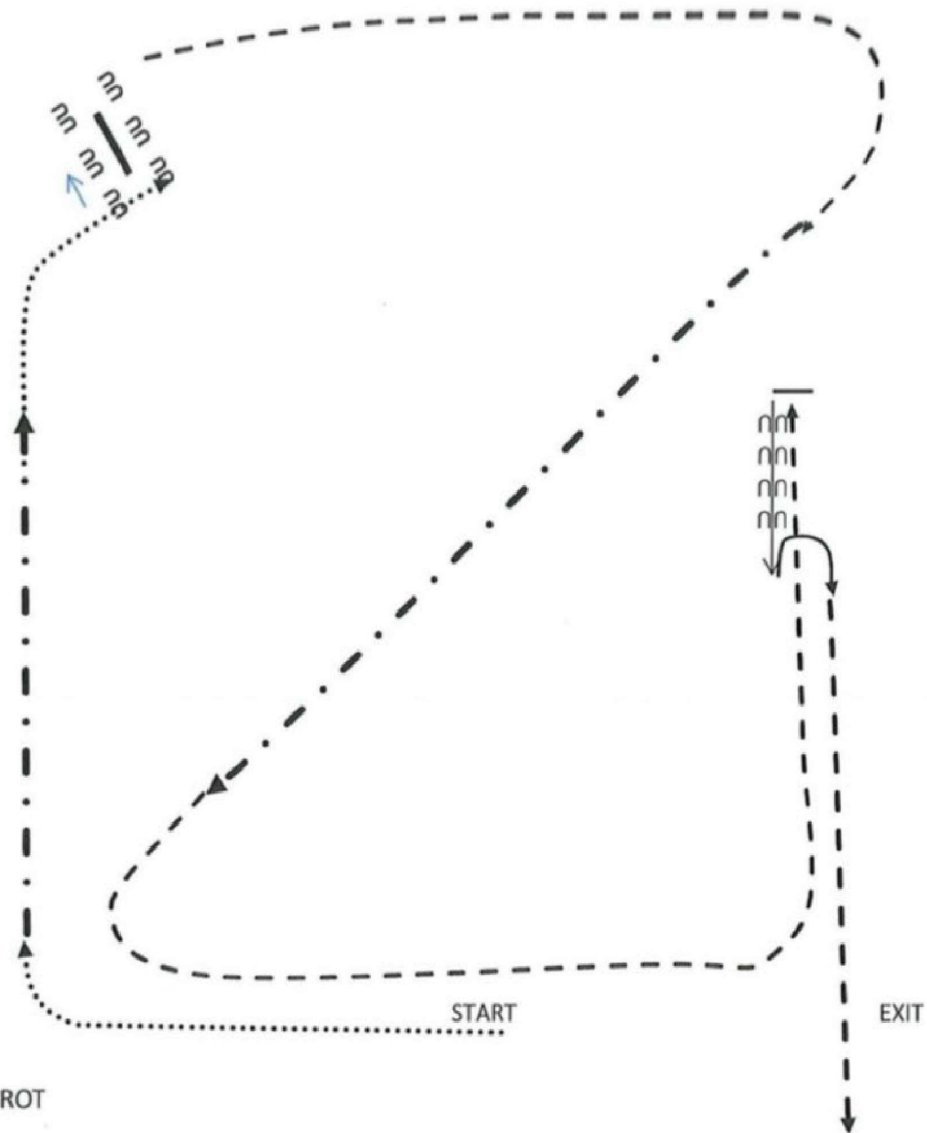
[WH/WT-34]

Pattern Provided by:
The Mane Event

The Mane Event

4/4/26

Ranch Riding (All Walk/Trot)



1. WALK
2. EXTENDED TROT
3. WALK
4. STOP—SIDE PASS LEFT OVER LOG
5. TROT
6. EXTENDED TROT
7. COLLECT TO TROT
8. STOP-BACK
9. ½ TURN RIGHT
10. TROT OUT TO EXIT

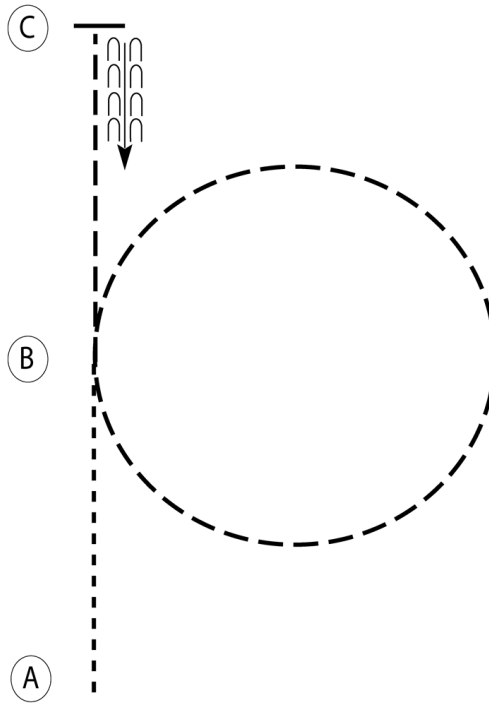
The Mane Event

Hunt Seat Equitation (All Walk/Trot)

Show Date: 04-04-2026

w w w . H o r s e S h o w P a t t e r n s . c o m

w w w . H o r s e S h o w P a t t e r n s . c o m



Be ready at A.

1. Walk from A to B.
2. At B, perform a posting trot circle to the right on the proper diagonal.
3. Return to B and perform a sitting trot to C.
4. Stop at C and back approximately one horse length.

Follow the instructions of your ring steward.

Walk	-----
Trot	- - - - -
Extended Trot	-----
Canter	—————
Leg Yield	
Lead Change	↙ ↘
Back	← ← ← ← ←
Marker	Ⓚ
Sidepass	← — — — — →
Hand Gallop	—————

[HSE/WT-32]

Pattern Provided by:

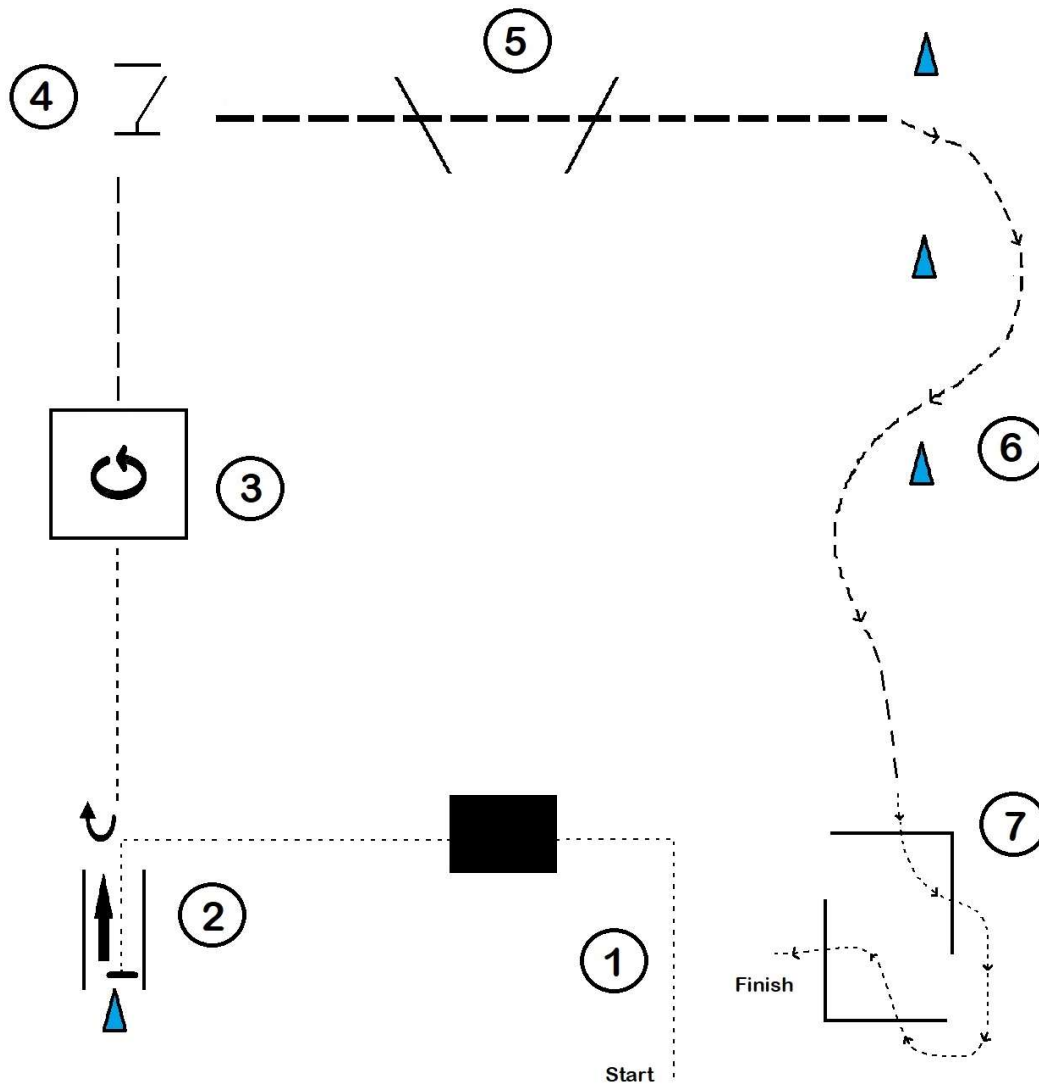
The Mane Event

The Mane Event

Classes: 44, 45

Trail (All Walk/Trot)

4/4/26



1. Walk over bridge and into chute, halt
2. Back out of chute, 180° turn right
3. Walk into box, halt and perform 360° turn left, jog out of box
4. Work gate
5. Extended Trot over logs
6. Jog through cones
7. Walk over corner logs

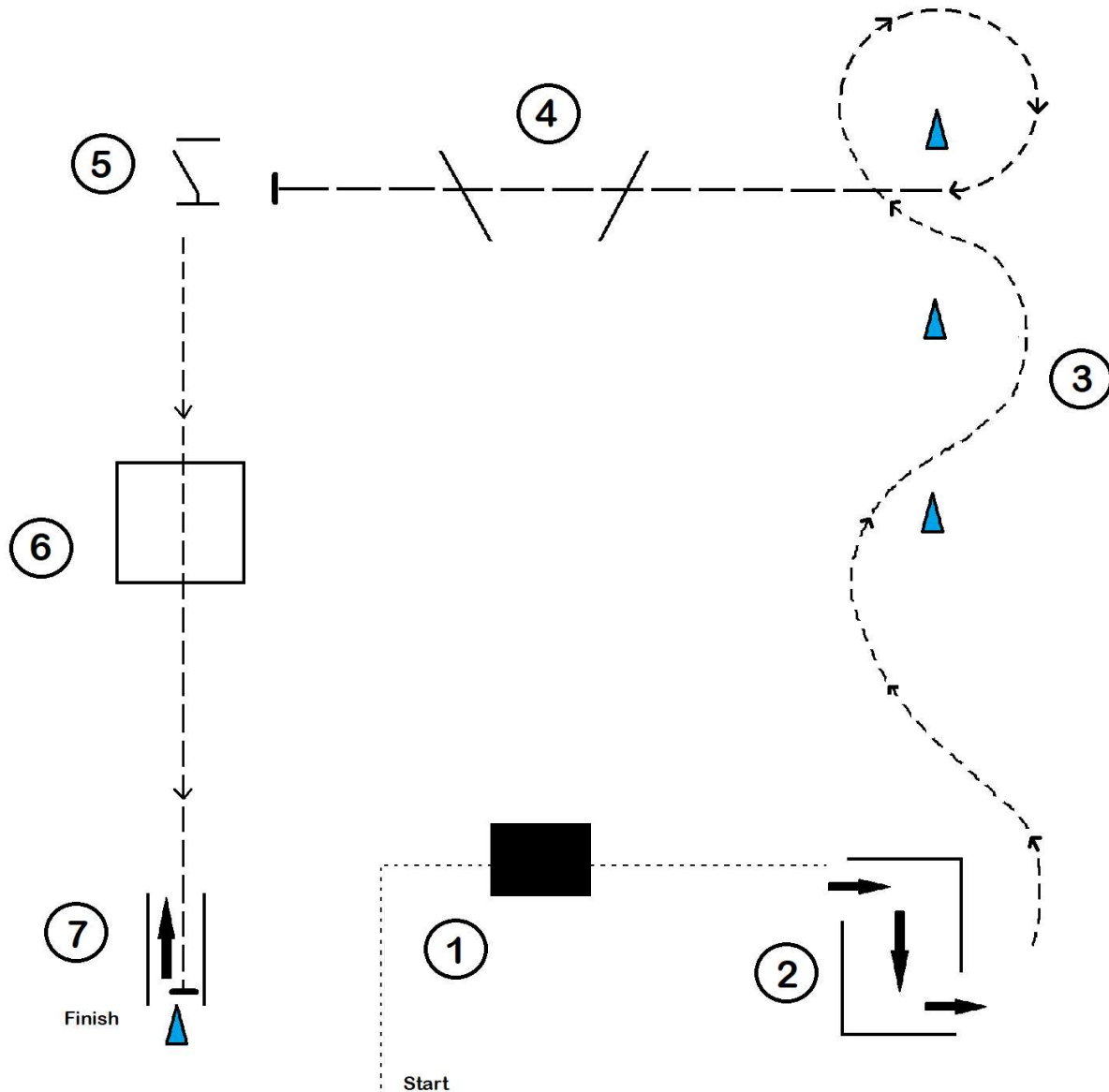
Exit at a walk

The Mane Event

Classes: 50, 51

Ranch Trail (All Walk/Trot)

4/4/26



1. Walk over bridge
 2. Walk through box
 3. Trot through cones
 4. Extended trot over logs, stop
 5. Work gate
 6. Trot through box and into chute, stop.
 7. Back out of chute
- Exit at a walk